

AXXOM

2010

SAW CHAIN

GUIDE BARS

SPROCKETS

BLADES

NYLON

ACCESSORIES

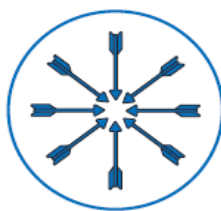


www.axxom-sprl.be



Index - Inhaltsverzeichnis - Index

	Saw Chain	Sägeketten	Chaînes
	Guide Bar	Schwerter	Guides
	Sprockets	Kettenräder	Pignons
	Brush Cutter Blade	Messer	Lames
	Nylon Line	Nylonfaden	File Nylon
	Starter Cord	Starter Seile	Cordes de lanceur
	Cylinders + Pistons	Zylinder + Kolben	Cylindres + Piston
	Accessories	Zubehör	Accessoires



Archer
AUSTRALIA



Archer
AUSTRALIA

Saw Chain Catalogue | 2010

NEW IMPROVED

- More CARBON give higher TENSILE strength
- TIGHTER RIVETS tolerances REDUCES stretching
- Quality control now assisted by University Professors





Contents

Saw Chain Part Numbering System	4
3/8" LP Saw Chain	5
3/8" Saw Chain	6
.325" Saw Chain	7
.325" FC Full Chisel Chain	8
.404" Saw Chain	9
Saw Chain Replacement Parts	10
Chain Cross Reference.....	12
Filing Specifications.....	12
ARCHER Loop Chain	13



Archer

The Archer Saw Chain Part Numbering System

Example:

A - 050 - 100R

CHAIN PITCH

A = 3/8"
B = .325"
D = 3/8" LP
F = .404"

FC-A = 3/8" Chisel
FC-B = .325" Chisel
FC-F = .404" Chisel

CHAIN GAUGE

043 = .043"
050 = .050"
058 = .058"
063 = .063"

REEL LENGTH

100R = 100FT Reel
25R = 25FT Reel

- Professional style saw chain
- Chromed cutters for longer life & sharper edge
- Engineered for precision, balance & low vibration
- Nickel alloy steel
- Individually sharpened cutters
- UL Approved

Actual Size



.325" Pitch



3/8" LP Pitch



3/8" Pitch



.404" Pitch



Archer

3/8" LP Saw Chain



Part No.	Chain Pitch	Chain Gauge	Chain Length	Drive Link
D-043-100R	3/8" LP	.043"/1.1mm	100FT	1635
D-050-100R	3/8" LP	.050"/1.3mm	100FT	1635
D-043-25R	3/8" LP	.043"/1.1mm	25FT	408
D-050-25R	3/8" LP	.050"/1.3mm	25FT	408



All Archer Saw Chain comes with extra loop boxes & tie straps for customer convenience.



Archer

3/8" Saw Chain



Part No.	Chain Pitch	Chain Gauge	Chain Length	Drive Link
A-050-100R	3/8"	.050"/1.3mm	100FT	1635
A-058-100R	3/8"	.058"/1.5mm	100FT	1635
A-063-100R	3/8"	.063"/1.6mm	100FT	1635
A-050-25R	3/8"	.050"/1.3mm	25FT	408
A-058-25R	3/8"	.058"/1.5mm	25FT	408
A-063-25R	3/8"	.063"/1.6mm	25FT	408



All Archer Saw Chain comes with extra loop boxes & tie straps for customer convenience.



Archer

.325" Saw Chain



Part No.	Chain Pitch	Chain Gauge	Chain Length	Drive Link
B-050-100R	.325"	.050"/1.3mm	100FT	1840
B-058-100R	.325"	.058"/1.5mm	100FT	1840
B-063-100R	.325"	.063"/1.6mm	100FT	1840
B-050-25R	.325"	.050"/1.3mm	25FT	464
B-058-25R	.325"	.058"/1.5mm	25FT	464
B-063-25R	.325"	.063"/1.6mm	25FT	464



All Archer Saw Chain comes with extra loop boxes & tie straps for customer convenience.



Archer

.325" FC Full Chisel Chain



Part No.	Chain Pitch	Chain Gauge	Chain Length	Drive Link
FC-B-050-100R	.325"	.050"/1.3mm	100FT	1840
FC-B-058-100R	.325"	.058"/1.5mm	100FT	1840
FC-B-063-100R	.325"	.063"/1.6mm	100FT	1840
FC-B-050-25R	.325"	.050"/1.3mm	25FT	464
FC-B-058-25R	.325"	.058"/1.5mm	25FT	464
FC-B-063-25R	.325"	.063"/1.6mm	25FT	464

All Archer Saw Chain comes with extra loop boxes & tie straps for customer convenience.



Archer

.404" Saw Chain



Part No.	Chain Pitch	Chain Gauge	Chain Length	Drive Link
F-063-100R	.404"	.063"/1.6mm	100FT	1480
F-063-25R	.404"	.063"/1.6mm	25FT	372

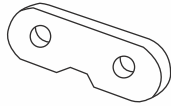


All Archer Saw Chain comes with extra loop boxes & tie straps for customer convenience.

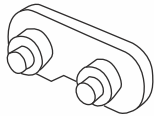


Replacement Parts for Chain

3/8" LP Saw Chain



D-TS: Tie Strap to suit all 3/8" LP Chain (20 pack)



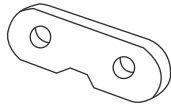
D-043-PTS: Pre Set Tie Strap to fit 3/8" LP / .043" Chain (20 pack)

D-050-PTS: Pre Set Tie Strap to fit 3/8" LP / .050" Chain (20 pack)

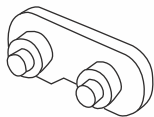
Please Note:

Other replacement parts for 3/8" LP Chain available upon request.

3/8" Saw Chain



A-TS: Tie Strap to suit all 3/8" chain (20 pack)



A-050-PTS: Pre Set Tie Strap to fit 3/8" / .050" Chain (20 pack)

A-058-PTS: Pre Set Tie Strap to fit 3/8" / .058" Chain (20 pack)

A-063-PTS: Pre Set Tie Strap to fit 3/8" / .063" Chain (20 pack)

Please Note:

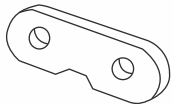
Other replacement parts for 3/8" Chain available upon request.



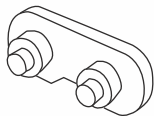


Replacement Parts for Chain

.325" Saw Chain - Full & Semi Chisel



B-TS: Tie Strap to suit all .325" Chain (20 pack)



B-050-PTS: Pre Set Tie Strap to fit 3/8" / .050" Chain (20 pack)

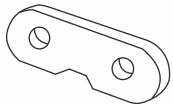
B-058-PTS: Pre Set Tie Strap to fit 3/8" / .058" Chain (20 pack)

B-063-PTS: Pre Set Tie Strap to fit 3/8" / .063" Chain (20 pack)

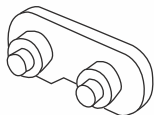
Please Note:

Other replacement parts for .325" Chain available upon request.

.404" Saw Chain



F-TS: Tie Strap to suit all .404" Chain (20 pack)



F-063-PTS: Pre Set Tie Strap to fit .404" / .063" Chain (20 pack)

Please Note:

Other replacement parts for .404" Chain available upon request.





Chain Cross Reference

PITCH	GAUGE	TOOTH	ARCHER	STIHL	OREGON	WINDSOR
3/8" LP	.043/1.1mm	SEMI CHISEL	D-043	63PMN	90SG	43RG
3/8" LP	.050/1.3mm	SEMI CHISEL	D-050	63PM	91VS	50R
.325"	.050/1.3mm	SEMI CHISEL	B-050	23RM	20BP	50J
.325"	.058/1.5mm	SEMI CHISEL	B-058	25RM	21BP	58J
.325"	.063/1.6mm	SEMI CHISEL	B-063	26RM	22BP	63J
3/8"	.050/1.3mm	SEMI CHISEL	A-050	33RM	72DG	50A
3/8"	.058/1.5mm	SEMI CHISEL	A-058	35RM	73DG	58A
3/8"	.063/1.6mm	SEMI CHISEL	A-063	36RM	75DG	63A
3/8"		CHISEL			72LG	
3/8"		CHISEL			73LG	
3/8"		CHISEL			75LG	
.404"	.063/1.6mm	SEMI CHISEL	F-063	46RM	27	63B
.325"	.050/1.3mm	FULL CHISEL	FC-B-050	23RS	20LP	50JL
.325"	.058/1.5mm	FULL CHISEL	FC-B-058	25RS	21LP	58JL
.325"	.063/1.6mm	FULL CHISEL	FC-B-063	26RS	22LP	62JL

FILING SPECIFICATIONS

ARCHER Part No.	Side-Plate Angle	Top-Plate Cutting Angle	Top-Plate Filing Angle	Filing Angle	Depth-Gauge Clearance	File Size
.325"-Pitch Chains						
B-050	85°-90°	60°	32.5°	10°	0.65mm, 0.025"	3/16", 4.8mm
B-058	85°-90°	60°	32.5°	10°	0.65mm, 0.025"	3/16", 4.8mm
B-063	85°-90°	60°	32.5°	10°	0.65mm, 0.025"	3/16", 4.8mm
3/8"-Pitch Chains						
A-050	85°-90°	60°	32.5°	10°	0.65mm, 0.025"	7/32", 5.5mm
A-058	85°-90°	60°	32.5°	10°	0.65mm, 0.025"	7/32", 5.5mm
A-063	85°-90°	60°	32.5°	10°	0.65mm, 0.025"	7/32", 5.5mm
D-043	85°-90°	60°	35°	90°	0.65mm, 0.025"	5/32", 4.0mm
D-050	85°-90°	60°	35°	90°	0.65mm, 0.025"	5/32", 4.0mm
.404"-Pitch Chains						
F-063	85°-90°	60°	30°	10°	0.76mm, 0.030"	7/32", 5.5mm



Archer Chain Loops

Part No	Loop Chain Length	Drive Link	Chain Pitch	Chain Gauge
D-043-40DL	10" Saw Chain	40	3/8" LP	.043"/1.1mm
D-043-52DL	16" Saw Chain	52	3/8" LP	.043"/1.1mm
D-050-39DL	10" Saw Chain	39	3/8" LP	.050"/1.3mm
D-050-40DL	10" Saw Chain	40	3/8" LP	.050"/1.3mm
D-050-44DL	12" Saw Chain	44	3/8" LP	.050"/1.3mm
D-050-45DL	12" Saw Chain	45	3/8" LP	.050"/1.3mm
D-050-49DL	14" Saw Chain	49	3/8" LP	.050"/1.3mm
D-050-50DL	14" Saw Chain	50	3/8" LP	.050"/1.3mm
D-050-52DL	14" Saw Chain	52	3/8" LP	.050"/1.3mm
D-050-53DL	14" Saw Chain	53	3/8" LP	.050"/1.3mm
D-050-54DL	16" Saw Chain	54	3/8" LP	.050"/1.3mm
D-050-55DL	16" Saw Chain	55	3/8" LP	.050"/1.3mm
D-050-56DL	16" Saw Chain	56	3/8" LP	.050"/1.3mm
D-050-57DL	16" Saw Chain	57	3/8" LP	.050"/1.3mm
D-050-59DL	16" Saw Chain	59	3/8" LP	.050"/1.3mm
D-050-60DL	16" Saw Chain	60	3/8" LP	.050"/1.3mm
D-050-62DL	18" Saw Chain	62	3/8" LP	.050"/1.3mm
D-050-64DL	18" Saw Chain	64	3/8" LP	.050"/1.3mm
D-050-66DL	18" Saw Chain	66	3/8" LP	.050"/1.3mm
D-050-68DL	18" Saw Chain	68	3/8" LP	.050"/1.3mm
D-050-70DL	20" Saw Chain	70	3/8" LP	.050"/1.3mm
D-050-72DL	20" Saw Chain	72	3/8" LP	.050"/1.3mm
B-050-52DL	11" Saw Chain	52	.325"	.050"/1.3mm
B-050-56DL	13" Saw Chain	56	.325"	.050"/1.3mm
B-050-64DL	15" Saw Chain	64	.325"	.050"/1.3mm
B-050-66DL	16" Saw Chain	66	.325"	.050"/1.3mm
B-050-72DL	18" Saw Chain	72	.325"	.050"/1.3mm
B-050-78DL	20" Saw Chain	78	.325"	.050"/1.3mm
A-050-52DL	13" Saw Chain	52	3/8"	.050"/1.3mm
A-050-56DL	15" Saw Chain	56	3/8"	.050"/1.3mm
A-050-59DL	16" Saw Chain	59	3/8"	.050"/1.3mm
A-050-60DL	16" Saw Chain	60	3/8"	.050"/1.3mm
A-050-64DL	18" Saw Chain	64	3/8"	.050"/1.3mm
A-050-66DL	18" Saw Chain	66	3/8"	.050"/1.3mm
A-050-68DL	18" Saw Chain	68	3/8"	.050"/1.3mm
A-050-70DL	20" Saw Chain	70	3/8"	.050"/1.3mm

→ Loop chain not shown above is available upon request.

→ Bulk chain loops available unpackaged.



Archer
AUSTRALIA

Guide Bar Catalogue | 2010



Guide Bars



Archer

RN BAR PROMAX

Professional solid one piece bar with 1 rivet nose.

Available in:
.325, 3/8 and .404 noses



.325" x 12 TEETH SPROCKET

3/8" x 11 TEETH SPROCKET

.404" x 10 TEETH SPROCKET

HS BAR LASERMAX

Professional solid laser welded Stellite bar.





Archer Guide Bars

RL BAR LAM MAX

Professional laminated RSN bar..

Available in:

.325, 3/8 and .404 noses



.325" x 12 TEETH SPROCKET

3/8" x 11 TEETH SPROCKET

.404" x 10 TEETH SPROCKET

LS BAR TIMBERMAX

Pro style laminated bar with 4 rivet nose.

Available in:

.325 & 3/8 sprockets.



.325" x 11 TEETH SPROCKET

3/8" x 10 TEETH SPROCKET

Guide Bars



Archer

TL BAR TRIMAX

Heavy duty laminated bar with 6 rivet nose.

Available in:
3/8, .325 & .404



.325" x 12 TEETH SPROCKET

3/8" x 11 TEETH SPROCKET

.404" x 10 TEETH SPROCKET

CL BAR MINIMAX

Consumer laminated bar with 4 rivets.

Available in:
3/8 LP or .325



3/8" LP x 9 TEETH SPROCKET

.325" x 10 TEETH SPROCKET



HL BAR HOBBYMAX

Hobby laminated bar with 1 rivet sprocket nose.

Available in:
3/8 LP



3/8" LP x 7 TEETH SPROCKET

1/4" x 9 TEETH SPROCKET

REPLACEMENT NOSE

3/8 OR38 3/8" x 11 Teeth

.404 OR404 .404" x 10 Teeth

.325 OR325 .325" x 12 Teeth



Guide Bars



Archer

CARVING BAR

LASER STELLITE WELD

8 X 0 - HS - CV

10 X 0 - HS - CV

12 X 0 - HS - CV

14 X 0 - HS - CV



PRUNING BAR

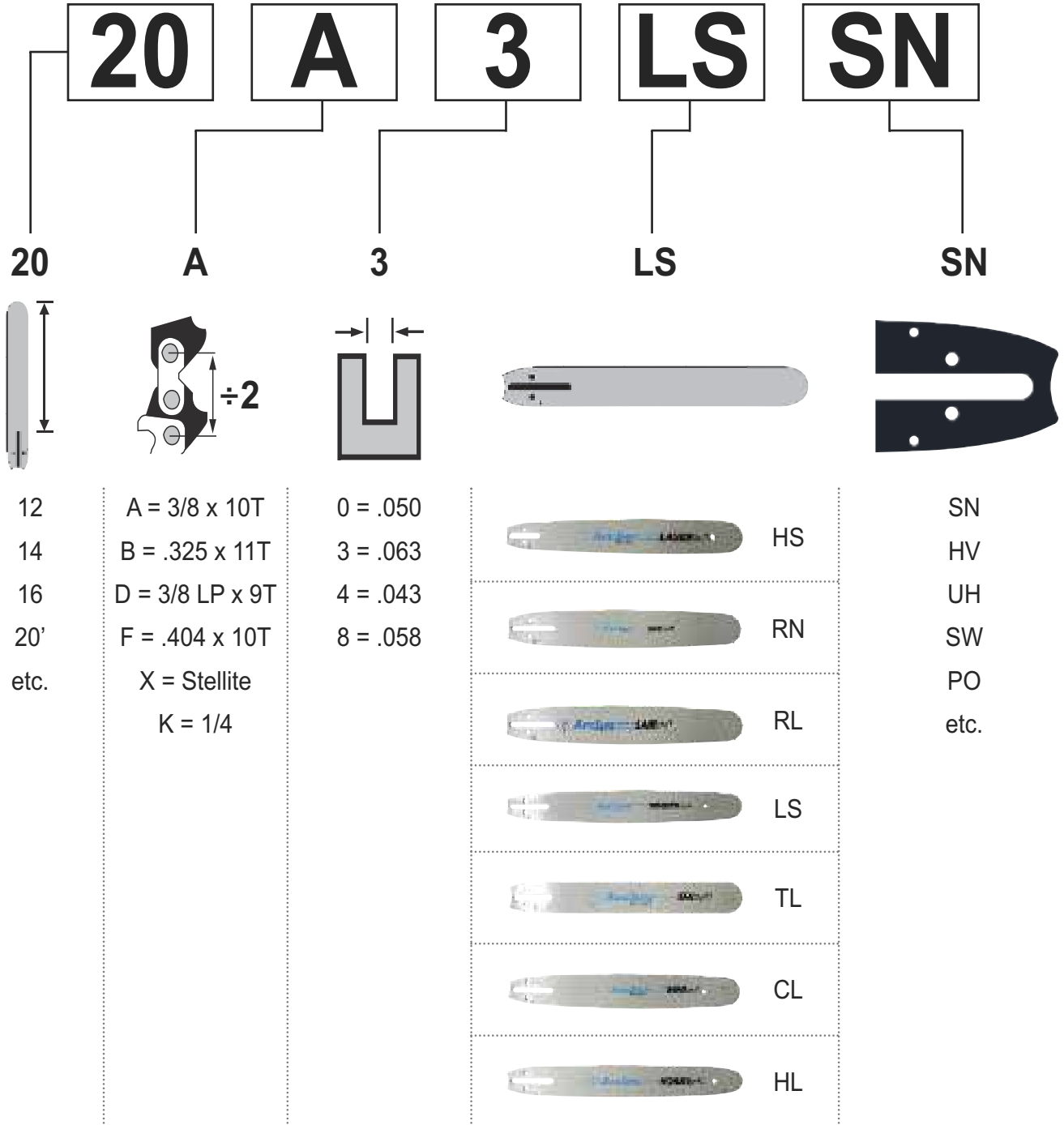
8D0 - HL - PR 3/8 LP (043 & 050)

8K0 - HL - PR 1/4 (043 & 050)





Guide Bar Part Number System



We can make any bar you require.

We specialise in special bars, with odd drive link counts and with small production runs.

We are here to Assist you.


Mounts



Archer


AEG, ALPINA, BOSCH,
DOLMAR, ECHO, EINHELL,
HITACHI, IKRA, JONSERED,
MAKITA, OLEO-MAC, OPEM,
PARTNER, POULAN, RYOBI,
SHINDAIWA, SHINGU, SKIL,
STANLEY, TANAKA, ZENOAH

Oregon Mount: A041



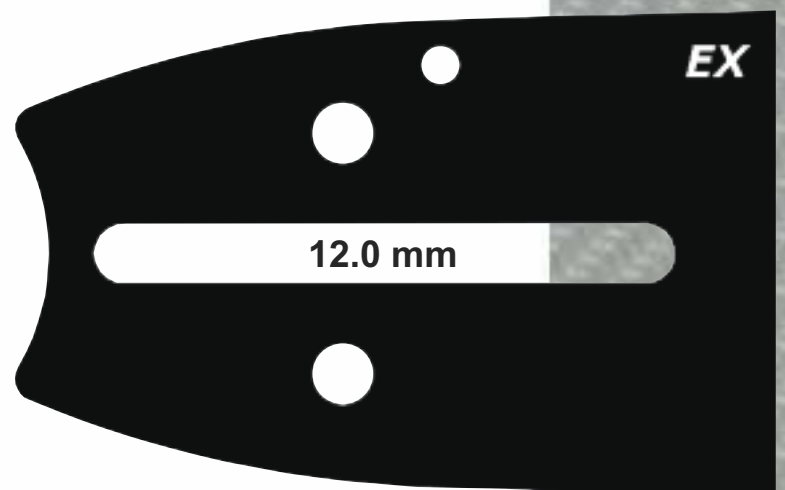
AEG, ALPINA, BOSCH,
DOLMAR, ECHO, EINHELL,
HITACHI, IKRA, JONSERED,
MAKITA, OLEO-MAC, OPEM,
PARTNER, POULAN, RYOBI,
SHINDAIWA, SHINGU, SKIL,
STANLEY, TANAKA, ZENOAH

Oregon Mount: K041



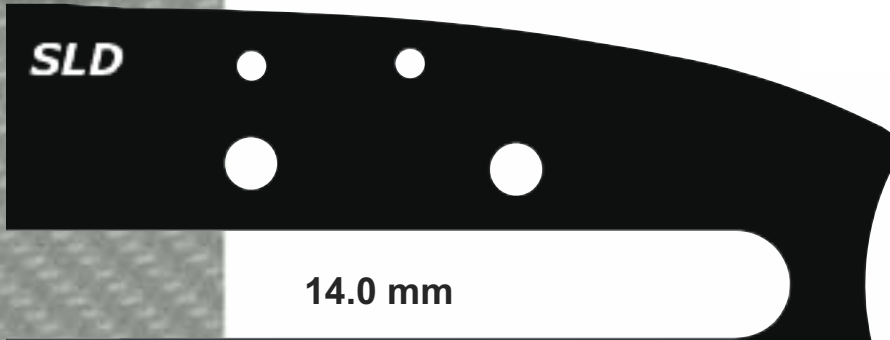
ALKO, ECHO, McCULLOCH,
POULAN, TANAKA

Oregon Mount: D176






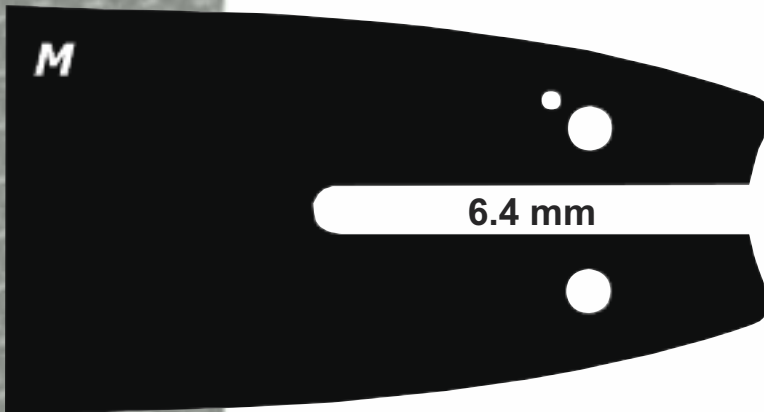
Archer **Mounts**



EFCO OLEO MAC,
LOGOSOL, STIHL

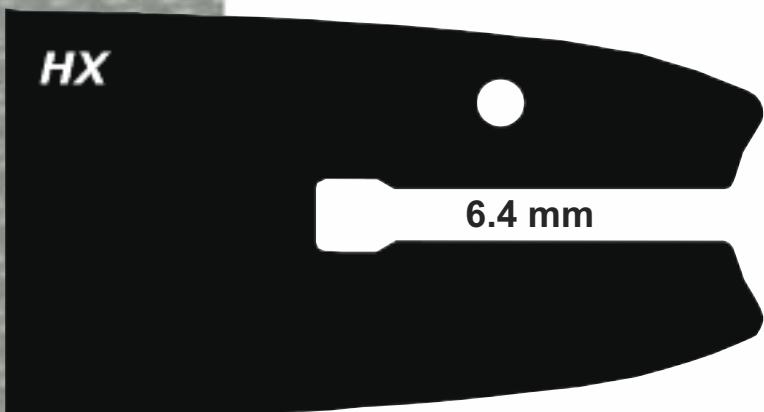


Oregon Mount: E099



BLACK & DECKER, POWER
PRUNER, REMINGTON, RYOBI,
SHARK, STIGA

Oregon Mount: A318



HOMELITE

Oregon Mount: A061

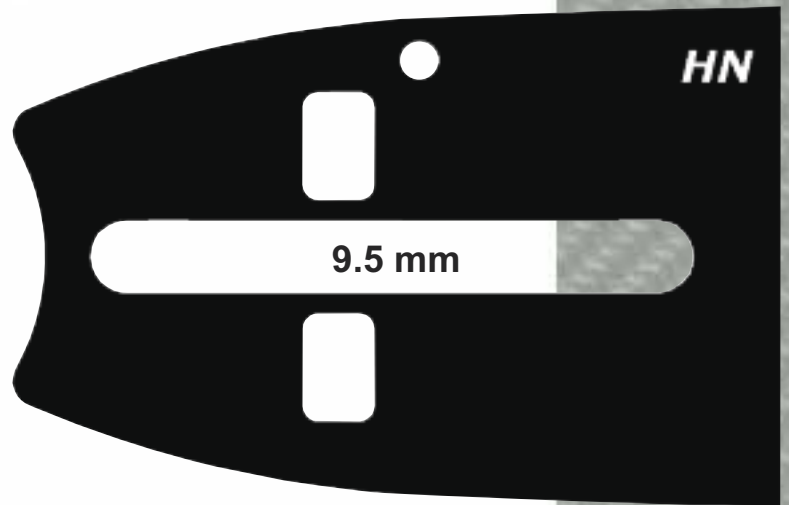
Mounts



Archer


HOMELITE, REMINGTON

Oregon Mount: D096




ALPINA/CASTOR, CASTEL,
DOLMAR, EINHELL, HOMELITE,
HUSQVARNA, JONSERED,
MAKITA, McCULLOCH,
METABO,
OLEO MAC/OLYMPYK,
PARTNER, SOLO, STANLEY,
STIGA, ZENOAH

Oregon Mount: A095



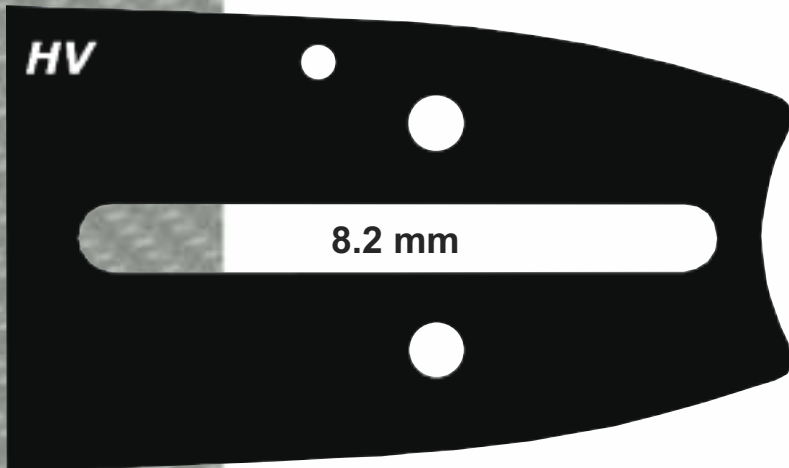
ALPINA/CASTOR, CASTEL,
DOLMAR, EINHELL, HOMELITE,
HUSQVARNA, JONSERED,
MAKITA, McCULLOCH,
METABO,
OLEO MAC/OLYMPYK,
PARTNER, SOLO, STANLEY,
STIGA, ZENOAH

Oregon Mount: K095






Archer Mounts



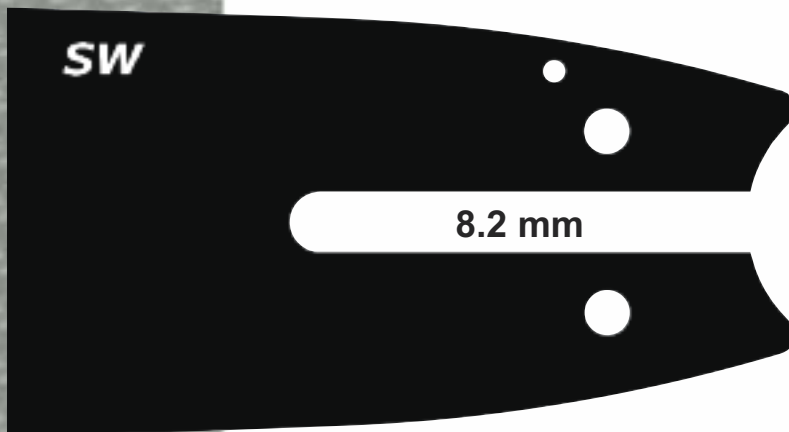
ALPINA/CASTOR, DOLMAR,
HUSQVARNA, JONSERED,
MAKITA, PARTNER,
SHINDAIWA, SOLO

Oregon Mount: D009



BLITZ, JONSERED,
McCULLOCH, OLEO MAC

Oregon Mount: D024



ALPINA/CASTOR, CASTEL
GARDEN, METABO,
OLEO MAC/OLYMPYK, STIHL,
STIGA

Oregon Mount: A074

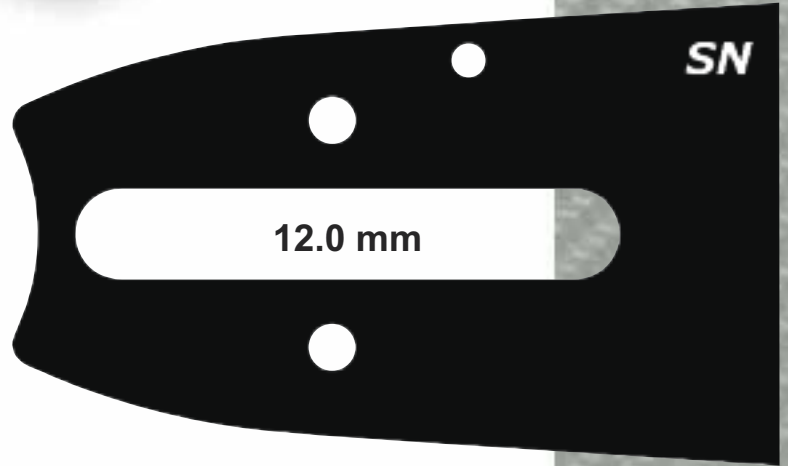
Mounts



Archer


LOGOSOL, STIHL

Oregon Mount: D025



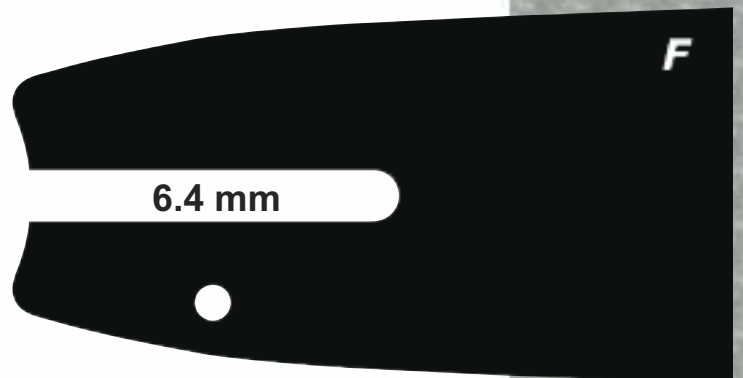
STIHL

Oregon Mount: E031



FRONTIER, JOBU,
JONSERED, PIONEER

Oregon Mount: A064





Archer Sprockets

**ARCHER SPROCKETS
ARE SUPERIOR
TO ALL OTHER SPROCKETS.**

WHY:

**BECAUSE THEY ARE SPECIALLY MADE IN
ONE (1) PIECE
HOT FORGED
FOR SUPERIOR STRENGTH
& LONGER PERFORMANCE.**

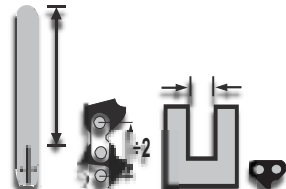


**BEARING INCLUDED
OVER 330 MODELS**



**RIMS INCLUDED
GREAT PACKAGING**

see [AXXOM complete sprocket catalog](#)



MAKE & MODEL	CM	IN	CHAIN	MM	IN	DL	LASERMAX STELLITE SPROCKET NOSE HS Type	PROMAX PROFESSIONAL LAMINATED RN Type	LAMMAX PROFESSIONAL LAMINATED LR Type 6 Rivet Nose	TRIMAX PROFESSIONAL LAMINATED TL Type 6 Rivet Nose	TIMBERMAX PROFESSIONAL LAMINATED LS Type 4 Rivet Nose	MINIMAX CONSUMER CL Type 4 Rivet Nose
--------------	----	----	-------	----	----	----	---	---------------------------------------	--	--	---	---------------------------------------

ALPINA

ELETTRA 160/170, ENERGY 1.6, ENERGY 1.8, SINERGY 35, SINERGY 40	30	12	3/8 LP	.043	1,1	44						12D4-CL-SW
	35	14	3/8 LP	.043	1,1	50						14D4-CL-SW
	40	16	3/8 LP	.043	1,1	55						16D4-CL-SW

E120, E130, E150, ELECTRIC, A-10E, A-14E, KS1400B, KS1500B	30	12	3/8 LP	.050	1,3	44						12D0-CL-SW
	35	14	3/8 LP	.050	1,3	50						14D0-CL-SW
	40	16	3/8 LP	.050	1,3	55						16D0-CL-SW

P360, P370, P390, PR270, PR280	30	12	3/8 LP	.050	1,3	44						12D0-CL-SW
	35	14	3/8 LP	.050	1,3	50						14D0-CL-SW
	40	16	3/8 LP	.050	1,3	55						16D0-CL-SW

A350, P382, A40, A400, P41, P45, P400, P402, P411, P422, P442, P510, P522, PRO-540, PRO-600, C40, 500, P510, P460, P700, P482, P500, P450, CP66, P500, P510, P460, P700, P450, P45, CP40, CP41, CP540, CP600 CP65, CP55, CP56	38	15	.325	.050	1,3	64	15X0-HS-UH	15B0-RN-UH	15B0-LR-UH	15B0-TL-UH	15B0-LS-UH	
	40	16	.325	.050	1,3	66	16X0-HS-UH	16B0-RN-UH			16B0-LS-UH	
	45	18	.325	.050	1,3	72	18X0-HS-UH	18B0-RN-UH			18B0-LS-UH	

A350, P382, A40, A400, P41, P45, P400, P402, P411, P422, P442, P510, P522, PRO-540, PRO-600, C40, 500, P510, P460, P700, P482, P500, P450, CP66, C40, P500, P510, P460, P700, P450, P45, CP40, CP41, CP540, CP600 CP65, CP55, CP56	33	13	.325	.058	1,5	56	13X8-HS-UH		13B8-LR-UH	13B8-TL-UH	13B8-LS-UH	
	38	15	.325	.058	1,5	64	15X8-HS-UH	15B8-RN-UH	15B8-LR-UH	15B8-TL-UH	15B8-LS-UH	
	40	16	.325	.058	1,5	66	16X8-HS-UH	16B8-RN-UH			16B8-LS-UH	
	45	18	.325	.058	1,5	72	18X8-HS-UH	18B8-RN-UH		18B8-TL-UH	18B8-LS-UH	
	50	20	.325	.058	1,5	78	20X8-HS-UH	20B8-RN-UH		20B8-TL-UH	20B8-LS-UH	

PROF-55, PROF-56, PROF-65, PROF-66, 600, 600i, P650, PROF70, PROF90, PRO78, 970S, CP90, CP120, CP70, C70, A70	38	15	3/8	.058	1,5	57	15X8-HS-UH	15A8-RN-UH	15A8-LR-UH	15A8-TL-UH	15A8-LS-UH	
	40	16	3/8	.058	1,5	59	16X8-HS-UH	16A8-RN-UH			16A8-LS-UH	
	45	18	3/8	.058	1,5	64	18X8-HS-UH	18A8-RN-UH		18A8-TL-UH	18A8-LS-UH	
	45	18	3/8	.058	1,5	68	18X8-HS-UHX	18X8-RN-UHX		18X8-TL-UHX		
	50	20	3/8	.058	1,5	70	20X8-HS-UH	20X8-RN-UH		20X8-TL-UH	20X8-LS-UH	
	50	20	3/8	.058	1,5	72	20X8-HS-UHX	20X8-RN-UHX		20X8-TL-UHX		

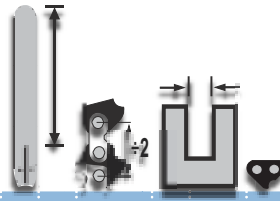
P680, P700, P750, P760, P800	45	18	3/8	.058	1,5	68	18X8-HS-HV	18A8-RN-HV	18A8-LR-HV	18A8-TL-HV	18A8-LS-HV	
	50	20	3/8	.058	1,5	72	20X8-HS-HV	20A8-RN-HV	20A8-LR-HV	20A8-TL-HV	20A8-LS-HV	
	55	22	3/8	.058	1,6	76	22X8-HS-HV	22A8-RN-HV				

BLITZ

B34, B300, B304, B400, B404, B4, B38, B35D, B35DX, B35, E140F	30	12	3/8 LP	.050	1,3	44						12D0-CL-OL
	35	14	3/8 LP	.050	1,3	50						14D0-CL-OL
	40	16	3/8 LP	.050	1,3	55						16D0-CL-OL

B42, B45A, B54A, B46, B51, B38, B41, B54	33	13	.325	.058	1,5	56	13X8-HS-UH				13B8-LS-UH	
	38	15	.325	.058	1,5	64	15X8-HS-UH	15B8-RN-UH	15B8-LR-UH		15B8-LS-UH	
	40	16	.325	.058	1,5	66	16X8-HS-UH	16B8-RN-UH			16B8-LS-UH	
	45	18	.325	.058	1,5	72	18X8-HS-UH	18B8-RN-UH		18B8-TL-UH	18B8-LS-UH	
	50	20	.325	.058	1,5	80	20X8-HS-UH	20B8-RN-UH		20B8-TL-UH	20B8-LS-UH	

B50, B52, B55, B60, B64, B500, B501S, B502, B504, B600, B701, B702, B80, B800, B802, B804, B52AF, B64XLF	40	16	3/8	.058	1,5	60	16X8-HS-JO	16A8-RN-JO			16A8-LS-JO	
	45	18	3/8	.058	1,5	68	18X8-HS-JO	18A8-RN-JO		18A8-TL-JO	18A8-LS-JO	
	50	20	3/8	.058	1,5	72	20X8-HS-JO	20A8-RN-JO		20A8-TL-JO	20A8-LS-JO	



MAKE & MODEL	CM	IN	CHAIN	MM	IN	DL	LASERMAX STELLITE SPROCKET NOSE HS Type	PROMAX PROFESSIONAL LAMINATED RN Type	LAMMAX PROFESSIONAL LAMINATED LR Type 6 Rivet Nose	TRIMAX PROFESSIONAL LAMINATED TL Type 6 Rivet Nose	TIMBERMAX PROFESSIONAL LAMINATED LS Type 4 Rivet Nose	MINIMAX CONSUMER CL Type 4 Rivet Nose
--------------	----	----	-------	----	----	----	---	---------------------------------------	--	--	---	---------------------------------------

CASTEL

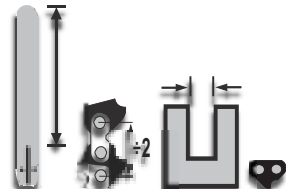
CS16E, CS17E, CS36, CS39	30	12	3/8 LP	.050	1,3	44						12D0-CL-SW
	35	14	3/8 LP	.050	1,3	50						14D0-CL-SW
	40	16	3/8 LP	.050	1,3	55						16D0-CL-SW
CS45, CS50	33	13	.325	.058	1,5	56			13B8-LR-UH	13B8-TL-UH	13B8-LS-UH	
	38	15	.325	.058	1,5	64	15X8-HS-UH		15B8-LR-UH	15B8-TL-UH	15B8-LS-UH	
	40	16	.325	.058	1,5	66	16X8-HS-UH				16B8-LS-UH	
	45	18	.325	.058	1,5	72	18X8-HS-UH			18B8-TL-UH	18B8-LS-UH	
CS60	40	16	3/8	.058	1,5	59	16X8-HS-UH					16A8-LS-UH
	45	18	3/8	.058	1,5	68	18X8-HS-UH			18A8-TL-UH	18A8-LS-UH	
	50	20	3/8	.058	1,5	70	20X8-HS-UH			20A8-TL-UH	20A8-LS-UH	
	50	20	3/8	.058	1,5	72	20X8-HS-UHX			20A8-TL-UHX	20A8-LS-UHX	

CASTOR

ELETTRA 160/ 170, HIGH TECH 1.6/ 1.8, CP360, CP370, CP380	30	12	3/8 LP	.050	1,3	44						12D0-CL-DL
	35	14	3/8 LP	.050	1,3	50						14D0-CL-DL
	40	16	3/8 LP	.050	1,3	55						16D0-CL-DL
C-40, C-40E, CP-41, CP-45	33	13	.325	.050	1,3	56			13B0-LR-UH	13B0-TL-UH	13B0-LS-UH	
	38	15	.325	.050	1,3	64	15X0-HS-UH		15B0-LR-UH	15B0-TL-UH	15B0-LS-UH	
C40, C40E, CP41, CP45, CP400, CP450, CP500, CP460, CP510, CP540, CP550	33	13	.325	.058	1,5	56			13B8-LR-UH	13B8-TL-UH	13B8-LS-UH	
	38	15	.325	.058	1,5	64	15X8-HS-UH		15B8-LR-UH	15B8-TL-UH	15B8-LS-UH	
	40	16	.325	.058	1,5	66	16X8-HS-UH				16B8-LS-UH	
	45	18	.325	.058	1,5	72	18X8-HS-UH				18B8-LS-UH	
	50	20	.325	.058	1,5	78	20X8-HS-UH			20B8-TL-UH	20B8-LS-UH	
50	20	.325	.058	1,5	80	20X8-HS-UHX			20B8-TL-UHX	20B8-LS-UHX		
CP-55, CP-56, CP-65, CP-66, CP600, CP600i, CP650	40	16	3/8	.050	1,3	60	16X0-HS-UH	16A0-RN-UH				16A0-LS-UH
	45	18	3/8	.050	1,3	64	18X0-HS-UH	18A0-RN-UH		18A0-TL-UH	18A0-LS-UH	
CP-55, CP-56, CP-65, CP-66, CP600, CP600i, CP650	40	16	3/8	.058	1,5	60	16X8-HS-UH	16A8-RN-UH				16A8-LS-UH
	45	18	3/8	.058	1,5	64	18X8-HS-UH	18A8-RN-UH		18A8-TL-UH	18A8-LS-UH	
	45	18	3/8	.058	1,5	68	18X8-HS-UHX	18A8-RN-UHX		18A8-TL-UHX	18A8-LS-UHX	
	50	20	3/8	.058	1,5	70	20X8-HS-UH	20A8-RN-UH		20A8-TL-UH	20A8-LS-UH	
50	20	3/8	.058	1,5	72	20X8-HS-UHX	20A8-RN-UHX		20A8-TL-UHX	20A8-LS-UHX		
CP-700, CP-800, CP750	45	18	3/8	.058	1,5	68	18X8-HS-HV	18A8-RN-HV	18A8-LR-HV	18A8-TL-HV		
	50	20	3/8	.058	1,5	72	20X8-HS-HV	20A8-RN-HV	20A8-LR-HV	20A8-TL-HV		
	60	24	3/8	.058	1,5	76	24X8-HS-HV	24A8-RN-HV	24A8-LR-HV			

DOLMAR

ES-31, ES-36, ES-40, ES-152A, ES-162A, AS-172A, PS-34, PS-3300TH, PS-330, PS232, PS-340, PS-341, PS3410, PS-344, PS-400, PS-401, PS410, PS411, 90VP, 95VP, 3000, 3300, PS342, 100, 101, 102, 103, 104, 105, 106, 108, 275, 285, 295, P533, ES140, ES160, ES1600, ES31, PS33, PS34, PS45, PS350	30	12	3/8 LP	.043	1,1	45						12D4-CL-PO
	35	14	3/8 LP	.043	1,1	52						14D4-CL-PO
	40	16	3/8 LP	.043	1,1	56						16D4-CL-PO
	30	12	3/8 LP	.050	1,3	45	12X0-HS-PO					12D0-CL-PO
	35	14	3/8 LP	.050	1,3	52	14X0-HS-PO					14D0-CL-PO
	40	16	3/8 LP	.050	1,3	56	16X0-HS-PO					16D0-CL-PO



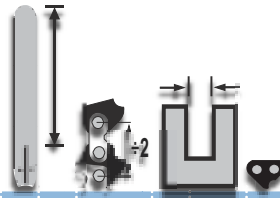
MAKE & MODEL	CM	IN	CHAIN	MM	IN	DL	LASERMAX STELLITE SPROCKET NOSE HS Type	PROMAX PROFESSIONAL LAMINATED RN Type	LAMMAX PROFESSIONAL LAMINATED LR Type 6 Rivet Nose	TRIMAX PROFESSIONAL LAMINATED TL Type 6 Rivet Nose	TIMBERMAX PROFESSIONAL LAMINATED LS Type 4 Rivet Nose	MINIMAX CONSUMER CL Type 4 Rivet Nose
--------------	----	----	-------	----	----	----	---	---------------------------------------	--	--	---	---------------------------------------

DOLMAR

ES-31, ES-36, PS39, ES-40, ES-152A, ES-162A, AS-172A, PS33, PS-34, PS-3300TH, PS-330, PS-340, PS-341, PS342, PS-344, PS-400, PS-401, PS410, PS411, 90VP, 95VP, 3000, 3300, PS3400, PS342, 100, 101, 102, 103, 104, 105, 106, 108, 275, 285, 295, ES140, ES160, ES1600, ES31, PS3410, ES152A, ES162A	30	12	3/8 LP	.050	1,3	45	12X0-HS-PO					12D0-CL-PO
	35	14	3/8 LP	.050	1,3	52	14X0-HS-PO					14D0-CL-PO
	40	16	3/8 LP	.050	1,3	56	16X0-HS-PO					16D0-CL-PO
	40	16	3/8 LP	.050	1,3	57						16D0-CL-TO
PS-43, PS-52, PS-410, PS-411, PS-540, 109, 110i, 111, 115i, 105, 108, 112, 113, 114, 116	38	15	.325	.050	1,3	64	15X0-HS-UH		15X0-LR-UH	15X0-TL-UH	15B0-LS-UH	
	40	16	.325	.050	1,3	66	16X0-HS-UH				16B0-LS-UH	
	45	18	.325	.050	1,3	72	18X0-HS-UHX			18B0-TL-UHX	18B0-LS-UHX	
109, 110i, 110iH, 116, ES-1800, 111, 112, 113, 114, 115, PS420, PS43, PS460, PS4600, PS500, PS5000, PS52, PS54,	33	13	.325	.058	1,5	56		13B8-RN-UH	13B8-LR-UH	13B8-TL-UH	13B8-LS-UH	
	38	15	.325	.058	1,5	64	15X8-HS-UH	15B8-RN-UH	15B8-LR-UH	15B8-TL-UH	15B8-LS-UH	
	40	16	.325	.058	1,5	66	16X8-HS-UH	16B8-RN-UH	16B8-LR-UH	16B8-TL-UH	16B8-LS-UH	
	45	18	.325	.058	1,5	72	18X8-HS-UH	18B8-RN-UH	18B8-LR-UH	18B8-TL-UH	18B8-LS-UH	
	50	20	.325	.058	1,5	80	20X8-HS-UHX	20B8-RN-UHX	20B8-LR-UH	20B8-TL-UHX	20B8-LS-UHX	
109, 111, 112, 115, PS-52, 117, 119, 219, PS-6000i, PS-6000iH, PS-6800i, PS-6800iH, 120Si, 1231	45	18	3/8	.058	1,5	64	18X8-HS-UH	18A8-RN-UH	18A8-LR-UH	18A8-TL-UH	18A8-LS-UH	
	50	20	3/8	.058	1,5	72	20X8-HS-UHX	20A8-RN-UHX	20A8-LR-UH	20A8-TL-UHX	20A8-LS-UHX	
	60	24	3/8	.058	1,5	80	24X8-HS-UH	24A8-RN-UHX				
109, 111, 112, 115, PS-52, 117, 119, 219, PS-6000i, PS-6000iH, PS-6800i, PS-6800iH, 120Si, 1231, PS460, PS4600, PS510, PS5100, PS5000	45	18	3/8	.058	1,5	64	18X8-HS-UH	18A8-RN-UH	18A8-LR-UH	18A8-TL-UH	18A8-LS-UH	
	50	20	3/8	.058	1,5	72	20X8-HS-UH	20A8-RN-UHX	20A8-LR-UH	20A8-TL-UHX	20A8-LS-UH	
122, 123, 133, 143, 144, 152, 153, 166, CA, PS9000, PS9010	43	17	3/8	.063	1,6	64	17X3-HS-DO					
	53	21	3/8	.063	1,6	73	21X3-HS-DO					
	63	25	3/8	.063	1,6	87	25X3-HS-DO					
PS-6400, PS-7300, PS-7900	40	16	3/8	.058	1,5	60	16X8-HS-HV	16A8-RN-HV	16A8-LR-HV			
	43	17	3/8	.058	1,5	64	17X8-HS-HV	17A8-RN-HV	17A8-LR-HV			
	45	18	3/8	.058	1,5	68	18X8-HS-HV	18A8-RN-HV	18A8-LR-HV	18A8-TL-HV		
	50	20	3/8	.058	1,5	72	20X8-HS-HV	20A8-RN-HV	20A8-LR-HV	20A8-TL-HV		
	55	22	3/8	.058	1,5	76	22X8-HS-HV	22A8-RN-HV	22A8-LR-HV			
	60	24	3/8	.058	1,5	84	24X8-HS-HV	24A8-RN-HV				
	65	26	3/8	.058	1,5	89		26A8-RN-HV				
	70	28	3/8	.058	1,5	92	28X8-HS-HV	28A8-RN-HV				

ECHO (KIORITZ)

CS-280, CS-302, CS-304VL, CS320, 341, 346, 3000, 3400, 3450, CS-280EG,	25	10	1/4	.050	1,3	56	10X0-HS-PO					10D0-CL-PO
CS-280EVL, CS-351V1L CS260, CS2700	30	12	1/4	.050	1,3	66	12X0-HS-PO					12D0-CL-PO
	35	14	1/4	.050	1,3	76	14X0-HS-PO					14D0-CL-PO



MAKE & MODEL	CM	IN	CHAIN	MM	IN	DL	LASERMAX STELLITE SPROCKET NOSE HS Type	PROMAX PROFESSIONAL LAMINATED RN Type	LAMMAX PROFESSIONAL LAMINATED LR Type 6 Rivet Nose	TRIMAX PROFESSIONAL LAMINATED TL Type 6 Rivet Nose	TIMBERMAX PROFESSIONAL LAMINATED LS Type 4 Rivet Nose	MINIMAX CONSUMER CL Type 4 Rivet Nose
--------------	----	----	-------	----	----	----	---	---------------------------------------	--	--	---	---------------------------------------

ECHO (KIORITZ)

CS2700, CS-285EVL, CS-290EVL, CS-300EVL, CS320, CS-280E, CS-302, CS-315, CS-320EVL, CS-328, CS-330EVL, CS-360EVL, E155, CS-2800, CS-2900, CS2000/3000, CS3050, CS-3400/3450, ECS150/1850FT, CS2600/3000/3400, CS3050/CS3500, CS-301, CS-302S, CS-340, CS-345, CS-351, ECS-2000, ECS-3000, CS-4400, CS-2600, E255, CS260, CS2700, CS350	30	12	3/8 LP	.050	1,3	45	12X0-HS-PO					12D0-CL-PO
	35	14	3/8 LP	.050	1,3	52	14X0-HS-PO					14D0-CL-PO
	40	16	3/8 LP	.050	1,3	57	16X0-HS-PO					16D0-CL-PO

CS350, CS-3600, CS370, CS3700, CS3900, CS-4000, CS400EVL, CS440EVL, CS440EVLH, CS450, CS4200, CS-510, CS-360EVL, CS4010, CS4100, CS420, CS4400, CS-4510, CS4600, CS4610, CS5000, CS5100, CS4500	35	14	.325	.050	1,3	61						14B0-LS-PO
	40	16	.325	.050	1,3	66						16B0-LS-PO
	45	18	.325	.050	1,3	72						18B0-LS-PO

CS350, CS-3600, CS370, CS3700, CS3900, CS-4000, CS400EVL, CS440EVL, CS440EVLH, CS450, CS4200, CS-510, CS-360EVL, CS4010, CS4100, CS420, CS4400, CS-4510, CS4600, CS4610, CS5000, CS5100, CS4500	40	16	.325	.058	1,5	66						16B8-LS-ET
	45	18	.325	.058	1,5	72						18B8-LS-ET

CS60S, CS451VL, CS452VL, CS500EVL, CS500VL, CS510EVL, CS550EVL, CS-600EVL, CS602VL, CS-610EVL, CS-650EVL, CS-660EVL, CS-702VL, CS750EVL, CS-750VL, CS5000, CS-5500, CS5501, CS-501, CS-601, CS-670, CS-701, CS-706, CST-610, CS6700, CS6701, CS6702, CS6703, CS8000, CS8001, CS8002	40	16	3/8	.050	1,3	60	16X0-HS-EX	16A0-RN-EX	16A0-LR-EX	16A0-TL-EX	16A0-LS-EX	
	45	18	3/8	.050	1,3	64	18X0-HS-EX	18A0-RN-EX	18A0-LR-EX	18A0-TL-EX	18A0-LS-EX	
	50	20	3/8	.050	1,3	70	20X0-HS-EX	20A0-RN-EX	20A0-LR-EX	20A0-TL-EX	20A0-LS-EX	
	60	24	3/8	.050	1,3	84	24X0-HS-EX	24A0-RN-EX				

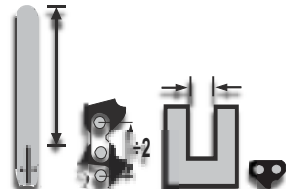
EFCO

EF1800E, EF2000E, 132S, 137, 141S, 141SP, MT2600	12	30	3/8LP	.050	1,3	44						12D0-CL-SW
	14	35	3/8LP	.050	1,3	50						14D0-CL-SW
	16	40	3/8LP	.050	1,3	55						16D0-CL-SW

140S	40	16	.325	.050	1,3	66		16B0-RN-UH				16B0-LS-UH
------	----	----	------	------	-----	----	--	------------	--	--	--	------------

142, 146, 147, 151, 152, 156, MT400	33	13	.325	.058	1,5	56		13B8-RN-UH	13B8-LR-UH			13B8-LS-UH
	38	15	.325	.058	1,5	64	15X8-HS-UH	15B8-RN-UH	15B8-LR-UH			15B8-LS-UH
	40	16	.325	.058	1,5	66	16X8-HS-UH	16B8-RN-UH				16B8-LS-UH
	45	18	.325	.058	1,5	72	18X8-HS-UH	18B8-RN-UH		18B8-TL-UH		18B8-LS-UH
	50	20	.325	.058	1,5	80	20X8-HS-UH	20B8-RN-UH		20B8-TL-UH		20B8-LS-UH

162, 165HD, 170, 180, 171, 181, 199, MT7200, MT8200	40	16	3/8	.058	1,5	60	16X8-HS-JO	16A8-RN-JO				16A8-LS-JO
	45	18	3/8	.058	1,5	68	18X8-HS-JO	18A8-RN-JO		18A8-TL-JO		18A8-LS-JO
	50	20	3/8	.058	1,5	72	20X8-HS-JO	20A8-RN-JO		20A8-TL-JO		20A8-LS-JO



MAKE & MODEL	CM	IN	CHAIN	MM	IN	DL	LASERMAX STELLITE SPROCKET NOSE HS Type	PROMAX PROFESSIONAL LAMINATED RN Type	LAMMAX PROFESSIONAL LAMINATED LR Type 6 Rivet Nose	TRIMAX PROFESSIONAL LAMINATED TL Type 6 Rivet Nose	TIMBERMAX PROFESSIONAL LAMINATED LS Type 4 Rivet Nose	MINIMAX CONSUMER CL Type 4 Rivet Nose
--------------	----	----	-------	----	----	----	---	---------------------------------------	--	--	---	---------------------------------------

EFCO

199	43	17	.404	.063	1,6	60	17X3-HS-SL					
	53	21	.404	.063	1,6	68	21X3-HS-SL					
POLE PRUNER PT2700, PTX2700	25	10	3/8LP	.043	1,1							

EINHELL

PES30/2, PES34/2, PES34/3, PES35, PES35/2TS, PES35/3, PES35/3TS, PES40/3, PROFIL, PKS35/1AV, PKS40/1AV, 45/1AV, KES1640, PES1540, KSE1435/1635/1640/2000, PKS1635/1840	30	12	3/8 LP	.050	1,3	45	12X0-HS-PO					12D0-CL-PO
	35	14	3/8 LP	.050	1,3	52	14X0-HS-PO					14D0-CL-PO
	40	16	3/8 LP	.050	1,3	57	16X0-HS-PO					16D0-CL-PO
PKS45/1AV, PKS50/1AV, RBK 5045	33	13	.325	.058	1,5	56		13B8-RN-UH	13B8-LR-UH	13B8-TL-UH	13B8-LS-UH	
	38	15	.325	.058	1,5	64	15X8-HS-UH	15B8-RN-UH	15B8-LR-UH	15B8-TL-UH	15B8-LS-UH	
	40	16	.325	.058	1,5	66	16X8-HS-UH	16B8-RN-UH		16B8-TL-UH	16B8-LS-UH	
	45	18	.325	.058	1,5	72	18X8-HS-UH	18B8-RN-UH		18B8-TL-UH	18B8-LS-UH	

FRONTIER

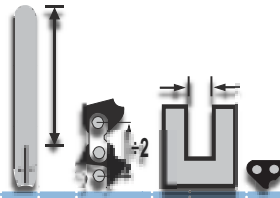
MARK I, MARK 11 VIP, F35AV, FB35, FP35, FP365VIP	35	14	3/8 LP	.050	1,3	50						14D0-CL-F
	40	16	3/8 LP	.050	1,3	56						16D0-CL-F
FP45	40	16	.325	.050	1,3	66						16B0-CL-F
	45	18	.325	.050	1,3	72						18B0-CL-F

HITACHI

CS280, CS350, CS280B, CS350B, CS350A, CS35B	30	12	3/8 LP	.050	1,3	45	12X0-HS-PO					12D0-CL-PO
	35	14	3/8 LP	.050	1,3	52	14X0-HS-PO					14D0-CL-PO
	40	16	3/8 LP	.050	1,3	57	16X0-HS-PO					16D0-CL-PO

HOMELITE

180,192, 200, 240SL, 245SL, SUPER 2, (SL, CC, XL, VI), XEL, EL, XL SERIES, SUPER Z, 35SL, ELECTRIC, XL-10, BANDIT LX30, EL14, SABRE 31, 33, 205, 3350B, 190, 240, 245, (Before # XE339), ELECTRIC 200, LITTLE RED, LX-30, VI SUPER, XEL ELECTRIC	30	12	3/8 LP	.050	1,3	48						12D0-CL-HX
	35	14	3/8 LP	.050	1,3	53						14D0-CL-HX
	40	16	3/8 LP	.050	1,3	59						16D0-CL-HX
	45	18	3/8 LP	.050	1,3	64						18D0-CL-HX
20, 20AV, 23AV, 3300, 3350, 3800, 3850, PS33, RANGER, BANDIT 33/38 SERIES- 3314, 3316, 3318	30	12	3/8 LP	.050	1,3	45	12X0-HS-PO					12D0-CL-PO
	35	14	3/8 LP	.050	1,3	52	14X0-HS-PO					14D0-CL-PO
	40	16	3/8 LP	.050	1,3	56	16X0-HS-PO					16D0-CL-PO
	45	18	3/8 LP	.050	1,3	62						18D0-CL-PO
25, 25AV 27,27AV, 4100, 4150, 4500, 4550, d4550b, i4150b, i4550b, TIMBERMAN, UT10896, UT10910, UT10927A, UT10942A, UT10946A	40	16	.325	.050	1,3	66	12X0-HS-PO					16B0-CL-PO
	45	18	.325	.050	1,3	72	14X0-HS-PO					18B0-CL-PO
	50	20	.325	.050	1,3	78	16X0-HS-PO					20B0-CL-PO



MAKE & MODEL	CM	IN	CHAIN	MM	IN	DL	LASERMAX STELLITE SPROCKET NOSE HS Type	PROMAX PROFESSIONAL LAMINATED RN Type	LAMMAX PROFESSIONAL LAMINATED LR Type 6 Rivet Nose	TRIMAX PROFESSIONAL LAMINATED TL Type 6 Rivet Nose	TIMBERMAX PROFESSIONAL LAMINATED LS Type 4 Rivet Nose	MINIMAX CONSUMER CL Type 4 Rivet Nose
--------------	----	----	-------	----	----	----	---	---------------------------------------	--	--	---	---------------------------------------

HOMELITE

SUPER XL, BIG RED, XL12, XL-AO, XL400, 410, 450, 460, 540, 700, 800, 900, 8800, SXL	40	16	3/8	.050	1,3	59	16X0-HS-HN	16A0-RN-HN			16A0-LS-HN	
	45	18	3/8	.050	1,3	64	18X0-HS-HN	18A0-RN-HN			18A0-LS-HN	
	50	20	3/8	.050	1,3	70	20X0-HS-HN	20A0-RN-HN			20A0-LS-HN	
	60	24	3/8	.050	1,3	84	24X0-HS-HN	24A0-RN-HN				

SUPER 240, 250, 252, 290, 300, 340, CS40, CS50	33	13	.325	.050	1,3	56			13B0-LR-UH	13B0-TL-UH	13B0-LS-UH	
	38	15	.325	.050	1,3	64	15X0-HS-UH		15B0-LR-UH	15B0-TL-UH	15B0-LS-UH	
	40	16	.325	.050	1,3	66	16X0-HS-UH				16B0-LS-UH	
	45	18	.325	.050	1,3	72	18X0-HS-UH				18B0-LS-UH	
	50	20	.325	.050	1,3	80	20X0-HS-UH				20B0-LS-UH	

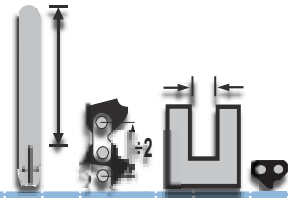
HUSQVARNA

33, 36, 41	30	12	3/8LP	.050	1,3	45	12X0-HS-PO					12D0-CL-PO
	35	14	3/8LP	.050	1,3	52	14X0-HS-PO					14D0-CL-PO
	40	16	3/8LP	.050	1,3	57	16X0-HS-PO					16D0-CL-PO

34, 37, 333, 334T, 335XPT, 338, 136, 137, 141, 142, 235, 240, 243, 315E, 316E, 318E, 321E, 1400, 1600, 325P, T425, T435, 320E	30	12	3/8 LP	.050	1,3	45						12D0-CL-UH
	35	14	3/8 LP	.050	1,3	52						14D0-CL-UH
	40	16	3/8 LP	.050	1,3	57						16D0-CL-UH

38, 40, 40P, 41, 42, 44, 45, 49, 50, 51, 55, 57, 133, 136, 137, 140, 141, 142, 154, 234, 235, 238, 240, 242XP, 243, 246, 254XP/G, 257, 261, 262XP, 262XPG, 336, 339, 340, 345, 346XP, 350, 351, 353, 357XPG, 359, 360, 362, EL16, EL1400, EL1500, EL1600, EL1200, 40S, 55 RANCHER, 435, 440, 444, 445, 450, 455 RANCHER, 460, 570	38	15	.325	.050	1,3	64	15X0-HS-UH	15B0-RN-UH	15B0-RN-UH	15B0-TL-UH	15B0-LS-UH	
	40	16	.325	.050	1,3	66	16X0-HS-UH	16B0-RN-UH			16B0-LS-UH	
	45	18	.325	.050	1,3	72	18X0-HS-UH	18B0-RN-UH		18B0-TL-UH	18B0-LS-UH	
	33	13	.325	.058	1,5	56	13X8-HS-UH	13B8-RN-UH	13B8-LR-UH	13B8-TL-UH	13B8-LS-UH	
	38	15	.325	.058	1,5	64	15X8-HS-UH	15B8-RN-UH	15B8-LR-UH	15B8-TL-UH	15B8-LS-UH	
	40	16	.325	.058	1,5	66	16X8-HS-UH	16B8-RN-UH			16B8-LS-UH	
	45	18	.325	.058	1,5	72	18X8-HS-UH	18B8-RN-UH		18B8-TL-UH	18B8-LS-UH	
	50	20	.325	.058	1,5	78	20X8-HS-UH	20B8-RN-UH		20B8-TL-UH	20B8-LS-UH	
	50	20	.325	.058	1,5	80	20X8-HS-UHX	20B8-RN-UHX		20B8-TL-UHX		

154, 346XP, 254XP/G, 257XP, 262, 262XP, 362XP/G, 243, 261, 357XP, 55 RANCHER	38	15	3/8	.058	1,5	56	15X8-HS-UH	15A8-RN-UH	15A8-LR-UH	15A8-TL-UH	15A8-LS-UH	
	40	16	3/8	.058	1,5	60	16X8-HS-UH	16A8-RN-UH			16A8-LS-UH	
	45	18	3/8	.058	1,5	64	18X8-HS-UH	18A8-RN-UH			18A8-LS-UH	
	45	18	3/8	.058	1,5	68	18X8-HS-UHX	18A8-RN-UHX		18A8-TL-UHX		
	50	20	3/8	.058	1,5	70	20X8-HS-UH	20A8-RN-UH		20A8-TL-UH		
	50	20	3/8	.058	1,5	72	20X8-HS-UHX	20A8-RN-UHX		20A8-TL-UHX		



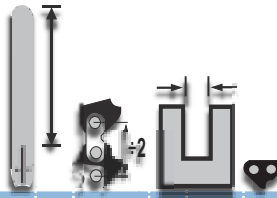
MAKE & MODEL	CM	IN	CHAIN	MM	IN	DL	LASERMAX STELLITE SPROCKET NOSE HS Type	PROMAX PROFESSIONAL LAMINATED RN Type	LAMMAX PROFESSIONAL LAMINATED LR Type 6 Rivet Nose	TRIMAX PROFESSIONAL LAMINATED TL Type 6 Rivet Nose	TIMBERMAX PROFESSIONAL LAMINATED LS Type 4 Rivet Nose	MINIMAX CONSUMER CL Type 4 Rivet Nose
--------------	----	----	-------	----	----	----	---	---------------------------------------	--	--	---	---------------------------------------

HUSQVARNA

162, 61, 64, 65, 66, 70, 77, 160, 181, 185, 260, 266, 266XP, 268XP, 272, 272XP, 281XP, 285XP, 288XP, 298X, 334, 338, 365, 371XP, 372XP, 380, 385XP, 390XP, 394XP, 395XP, 480, 570, 575, 576, 3120XP, 1100, 2100, 2101, 3120	40	16	3/8	.050	1,3	60	16X0-HS-HV	16A0-RN-HV	16A0-LR-HV	16A0-TL-HV	16A0-LS-HV	
	45	18	3/8	.050	1,3	68	18X0-HS-HV	18A0-RN-HV	18A0-LR-HV	18A0-TL-HV	18A0-LS-HV	
	50	20	3/8	.050	1,3	72	20X0-HS-HV	20A0-RN-HV	20A0-LR-HV	20A0-TL-HV	20A0-LS-HV	
	60	24	3/8	.050	1,3	84	24X0-HS-HV	24A0-RN-HV	24A0-LR-HV			
	70	28	3/8	.050	1,3	92	28X0-HS-HV	28A0-RN-HV				
				.058	1,5	52				13A8-TL-HV		
	40	16	3/8	.058	1,5	60	16X8-HS-HV	16A8-RN-HV	16A8-LR-HV	16A8-TL-HV	16A8-LS-HV	
	43	17	3/8	.058	1,5	64	17X8-HS-HV	17A8-RN-HV			17A8-LS-HV	
	45	18	3/8	.058	1,5	68	18X8-HS-HV	18A8-RN-HV	18A8-LR-HV	18A8-TL-HV	18A8-LS-HV	
	50	20	3/8	.058	1,5	72	20X8-HS-HV	20A8-RN-HV	20A8-LR-HV	20A8-TL-HV	20A8-LS-HV	
	55	22	3/8	.058	1,5	76	22X8-HS-HV	22A8-RN-HV				
	60	24	3/8	.058	1,5	84	24X8-HS-HV	24A8-RN-HV	24A8-LR-HV			
	65	26	3/8	.058	1,5	89		26A8-RN-HV				
	70	28	3/8	.058	1,5	92	28X8-HS-HV	28A8-RN-HV				
	75	30	3/8	.058	1,5	98	30X8-HS-HV	30A8-RN-HV				
	90	36	3/8	.058	1,5	115	36X8-HS-HV					
	50	20	3/8	.063	1,6	72	20X3-HS-HV	20A3-RN-HV	20A3-LR-HV	20A3-TL-HV	20A3-LS-HV	
	60	24	3/8	.063	1,6	84	24X3-HS-HV	24A3-RN-HV	24A3-LR-HV			
	70	28	3/8	.063	1,6	92	28X3-HS-HV	28A3-RN-HV				
	75	30	3/8	.063	1,6	98	30X3-HS-HV	30A3-RN-HV				
90	36	3/8	.063	1,6	115	36X3-HS-HV						
50	20	.404	.063	1,6	66	20X3-HS-HV	20F3-RN-HV	20F3-LR-HV	20F3-TL-HV	20F3-LS-HV		
60	24	.404	.063	1,6	76	24X3-HS-HV	24F3-RN-HV	24F3-LR-HV				
75	30	.404	.063	1,6	92	30X3-HS-HV	30F3-RN-HV					
90	36	.404	.063	1,6	104	36X3-HS-HV						

JOHN DEERE

25EV, 28, 28V, 30, 30V, 35EV, 40V, 200CS, 230CS, CS36, CS40, CS40V, 45, 46, 450	30	12	3/8 LP	.050	1,3	45	12X0-HS-PO					12D0-CL-PO
	35	14	3/8 LP	.050	1,3	52	14X0-HS-PO					14D0-CL-PO
	40	16	3/8 LP	.050	1,3	56	16X0-HS-PO					16D0-CL-PO
	45	18	3/8 LP	.050	1,3	62						18D0-CL-PO
	40	16	.325	.050	1,3	66						16B0-CL-PO
45	18	.325	.050	1,3	72						18B0-CL-PO	
45EV, 76EV, 450V, 300CS, 350CS, 46EV	40	16	.325	.050	1,3	66	16X0-HS-UH	16B0-RN-UH			16B0-LS-UH	
	45	18	.325	.050	1,3	72	18X0-HS-UH	18B0-RN-UH		18B0-TL-UH	18B0-LS-UH	
	50	20	.325	.050	1,3	78	20X0-HS-UH	20B0-RN-UH		20B0-TL-UH	20B0-LS-UH	
CS-46, CS-52, CS-56, CS-62 50V, 51SV, 55SV, 550CS, 60V	40	16	3/8	.050	1,3	60	16X0-HS-UH	16A0-RN-UH			16A0-LS-UH	
	45	18	3/8	.050	1,3	64	18X0-HS-UH	18A0-RN-UH		18A0-TL-UH	18A0-LS-UH	
	50	20	3/8	.050	1,3	70	20X0-HS-UH	20A0-RN-UH		20A0-TL-UH	20A0-LS-UH	
	60	24	3/8	.050	1,3	80	24X0-HS-UH	24A0-RN-UH			24A0-LS-UH	
80EV, CS71, CS81, 80ev, 800v, 65SV	45	18	3/8	.058	1,5	66	18X8-HS-JO	18A8-RN-JO				
	50	20	3/8	.058	1,5	72	20X8-HS-JO	20A8-RN-JO				
	60	24	3/8	.058	1,5	83	24X8-HS-JO	24A8-RN-JO				
	70	28	3/8	.058	1,5	94	28X8-HS-JO	28A8-RN-JO				



MAKE & MODEL	CM	IN	CHAIN	MM	IN	DL	LASERMAX STELLITE SPROCKET NOSE HS Type	PROMAX PROFESSIONAL LAMINATED RN Type	LAMMAX PROFESSIONAL LAMINATED LR Type 6 Rivet Nose	TRIMAX PROFESSIONAL LAMINATED TL Type 6 Rivet Nose	TIMBERMAX PROFESSIONAL LAMINATED LS Type 4 Rivet Nose	MINIMAX CONSUMER CL Type 4 Rivet Nose
--------------	----	----	-------	----	----	----	---	---------------------------------------	--	--	---	---------------------------------------

JONSERED

M36, 36AV, M361, 365, 370, 2033TH, 2014, 2016, 2036, 2040, 2041, 2045, 2050, 2054, 2121E	30	12	3/8 LP	.050	1,3	45	12X0-HS-PO					12D0-CL-PO
	35	14	3/8 LP	.050	1,3	52	14X0-HS-PO					14D0-CL-PO
	40	16	3/8 LP	.050	1,3	56	16X0-HS-PO					16D0-CL-PO

45E, 49SP, 50, 51, 52, 370, 380, 410, 420, 425, 435, 450, 451, 451EVS, 452, 455, 490, 510, 520, 521, 525, 535, 590, 2012, 2012EL, 2014, 2015, 2016, 2036, 2040, 2041, 2045, 2050, 2051, 2054, 2055, 2063, 2137, 2139, 2141, 2145, 2149, 2150, 2152, 2153, 2156, 2159, 2234, 2238, 2240, 2245, 2250, 2255	38	15	.325	.050	1,3	64	15X0-HS-UH	15B0-RN-UH			15B0-LS-UH	
	40	16	.325	.050	1,3	66	16X0-HS-UH	16B0-RN-UH			16B0-LS-UH	
	45	18	.325	.050	1,3	72	18X0-HS-UH	18B0-RN-UH		18B0-TL-UH	18B0-LS-UH	

45E, 49SP, 50, 51, 52, 370, 380, 410, 420, 425, 435, 450, 451, 451EVS, 452, 455, 490, 510, 520, 521, 525, 535, 590, 2012, 2012EL, 2014, 2015, 2016, 2036, 2040, 2041, 2045, 2050, 2051, 2054, 2055, 2063, 2137, 2139, 2141, 2145, 2149, 2150, 2152, 2153, 2156, 2159, 2234, 2238, 2240, 2245, 2250, 2255	33	13	.325	.058	1,5	56		13B8-RN-UH	13B8-LR-UH	13B8-TL-UH	13B8-LS-UH	
	38	15	.325	.058	1,5	64	15X8-HS-UH	15B8-RN-UH	15B8-LR-UH	15B8-TL-UH	15B8-LS-UH	
	40	16	.325	.058	1,5	66	16X8-HS-UH	16B8-RN-UH			16B8-LS-UH	
	45	18	.325	.058	1,5	72	18X8-HS-UH	18B8-RN-UH		18B8-TL-UH	18B8-LS-UH	
	50	20	.325	.058	1,5	78	20X8-HS-UH	20B8-RN-UH		20B8-TL-UH	20B8-LS-UH	

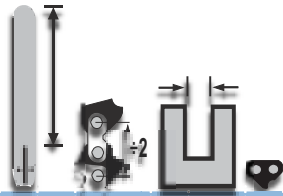
60, 61, 62, 621, 70, 75, 80, 90, 110, 601, 751, 801, 820, 910, 920	40	16	3/8	.058	1,5	60	16X8-HS-JO	16A8-RN-JO			16A8-LS-JO	
	45	18	3/8	.058	1,5	64	18X8-HS-JO	18A8-RN-JO		18A8-TL-JO	18A8-LS-JO	
	50	20	3/8	.058	1,5	70	20X8-HS-JO	20A8-RN-JO		20A8-TL-JO	20A8-LS-JO	
	50	20	3/8	.058	1,5	72	20X8-HS-JO	20A8-RN-JO		20A8-TL-JO	20A8-LS-JO	

625, 630, 630 SUPER, 670, 670 CHAMP, 2077, 2083, 2094, 2095, 2065, 2071, 2171, 2165, 2186, 2188, *820/830, *920/930 (* with 9mm stud), 670 WEST COAST, 2063, 2163, 2165	40	16	3/8	.058	1,5	60	16X8-HS-HV	16A8-RN-HV	16A8-LR-HV	16A8-TL-HV	16A8-LS-HV	
	43	17	3/8	.058	1,5	64	17X8-HS-HV	17A8-RN-HV	17A8-LR-HV	17A8-TL-HV	17A8-LS-HV	
	45	18	3/8	.058	1,5	68	18X8-HS-HV	18A8-RN-HV	18A8-LR-HV	18A8-TL-HV	18A8-LS-HV	
	50	20	3/8	.058	1,5	72	20X8-HS-HV	20A8-RN-HV	20A8-LR-HV	20A8-TL-HV	20A8-LS-HV	
	55	22	3/8	.058	1,5	76	22X8-HS-HV	22A8-RN-HV	22A8-LR-HV			
	60	24	3/8	.058	1,5	84	24X8-HS-HV	24A8-RN-HV	24A8-LR-HV			
	65	26	3/8	.058	1,5	89		26A8-RN-HV				
	70	28	3/8	.058	1,5	93	28X8-HS-HV	28A8-RN-HV				
	75	30	3/8	.058	1,5	98	30X8-HS-HV	30A8-RN-HV				
	90	36	3/8	.058	1,5	115	36X8-HS-HV					
	50	20	.404	.063	1,6	66	20X8-HS-HV	20F3-RN-HV	20F3-LR-HV	20F3-TL-HV	20F3-LS-HV	
	60	24	.404	.063	1,6	76	24X8-HS-HV	24F3-RN-HV	24F3-LR-HV			
	90	36	.404	.063	1,6	104	36X8-HS-HV					

MAKITA

DCS33, DCS34, DCS380, DCS390, DCS231, DCS232, DCS3410, DCS3501, 5011B, 5012B, 5014B, 5016B, DCS3000, DCS3500, DCS400, DCS4610, DC8350S, DC8390, 501GNB	30	12	3/8 LP	.050	1,3	45	12X0-HS-PO					12D0-CL-PO
	35	14	3/8 LP	.050	1,3	52	14X0-HS-PO					14D0-CL-PO
	40	16	3/8 LP	.050	1,3	56	16X0-HS-PO					16D0-CL-PO
	38	15	.325	.050	1,3	64					15B0-LS-PO	15B0-CL-PO
	45	18	.325	.050	1,3	72					18B0-LS-PO	18B0-CL-PO

DCS300, DCS330S, DCS330TH, DCS340, DCS341, DCS350, DCS43, DCS430, DCS431, DCS52, DCS520i, DCS4300i	38	15	.325	.050	1,3	64	15X0-HS-UH	15B0-RN-UH	15B0-LR-UH	15B0-TL-UH	15B0-LS-UH	
	40	16	.325	.050	1,3	66	16X0-HS-UH	16B0-RN-UH			16B0-LS-UH	
	45	18	.325	.050	1,3	72	18X0-HS-UH	18B0-RN-UH		18B0-TL-UH	18B0-LS-UH	

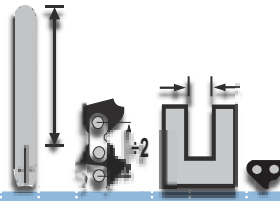


MAKE & MODEL	CM	IN	CHAIN	MM	IN	DL	LASERMAX STELLITE SPROCKET NOSE HS Type	PROMAX PROFESSIONAL LAMINATED RN Type	LAMMAX PROFESSIONAL LAMINATED LR Type 6 Rivet Nose	TRIMAX PROFESSIONAL LAMINATED TL Type 6 Rivet Nose	TIMBERMAX PROFESSIONAL LAMINATED LS Type 4 Rivet Nose	MINIMAX CONSUMER CL Type 4 Rivet Nose
--------------	----	----	-------	----	----	----	--	--	--	--	---	--

MAKITA

DCS460, DCS4600, DCS5000, DCS50001, DCS500	50	20	.325	.050	1,3	78	20X0-HS-UH	20B0-RN-UH		20B0-TL-UH	20B0-LS-UH	
	33	13	.325	.058	1,5	56		13B8-RN-UH	13B8-LR-UH	13B8-TL-UH	13B8-LS-UH	
	38	15	.325	.058	1,5	64	15X8-HS-UH	15B8-RN-UH	15B8-LR-UH	15B8-TL-UH	15B8-LS-UH	
	40	16	.325	.058	1,5	66	16X8-HS-UH	16B8-RN-UH			16B8-LS-UH	
	45	18	.325	.058	1,5	72	18X8-HS-UH	18B8-RN-UH		18B8-TL-UH	18B8-LS-UH	
	50	20	.325	.058	1,5	78	20X8-HS-UH	20B8-RN-UH		20B8-TL-UH	20B8-LS-UH	
DCS520i, DCS540, DCS5200i, DCS6000i, DCS6800i, DCS4300, DCS5200, DCS6000, DCS6600	40	16	3/8	.050	1,3	60	16X0-HS-DS	16A0-RN-DS				
	45	18	3/8	.050	1,3	64	18X0-HS-DS	18A0-RN-DS				
	50	20	3/8	.050	1,3	72	20X0-HS-DS	20A0-RN-DS				
	40	16	3/8	.058	1,5	60	16X8-HS-DS	16A8-RN-DS				
DCS6400, DCS6401, DCS7301, DCS7901, DCS9000, DCS9010, DCS7300, DCS7900	40	16	3/8	.058	1,5	60	16X8-HS-HV	16A8-RN-HV	16A8-LR-HV	16A8-TL-HV	16A8-LS-HV	
	43	17	3/8	.058	1,5	64	17X8-HS-HV	17A8-RN-HV	17A8-LR-HV	17A8-TL-HV	17A8-LS-HV	
	45	18	3/8	.058	1,5	68	18X8-HS-HV	18A8-RN-HV	18A8-LR-HV	18A8-TL-HV	18A8-LS-HV	
	50	20	3/8	.058	1,5	72	20X8-HS-HV	20A8-RN-HV	20A8-LR-HV	20A8-TL-HV	20A8-LS-HV	
	55	22	3/8	.058	1,5	76	22X8-HS-HV	22A8-RN-HV	22A8-LR-HV			
	60	24	3/8	.058	1,5	84	24X8-HS-HV	24A8-RN-HV	24A8-LR-HV			
	70	28	3/8	.058	1,5	92	28X8-HS-HV	28A8-RN-HV				
	75	30	3/8	.058	1,5	98	30X8-HS-HV	30A8-RN-HV				
	86	34	3/8	.058	1,5	110	34X8-HS-HV					
	90	36	3/8	.058	1,5	115	36X8-HS-HV					





MAKE & MODEL	CM	IN	CHAIN	MM	IN	DL	LASERMAX STELLITE SPROCKET NOSE HS Type	PROMAX PROFESSIONAL LAMINATED RN Type	LAMMAX PROFESSIONAL LAMINATED LR Type 6 Rivet Nose	TRIMAX PROFESSIONAL LAMINATED TL Type 6 Rivet Nose	TIMBERMAX PROFESSIONAL LAMINATED LS Type 4 Rivet Nose	MINIMAX CONSUMER CL Type 4 Rivet Nose
--------------	----	----	-------	----	----	----	---	---------------------------------------	--	--	---	---------------------------------------

McCULLOCH

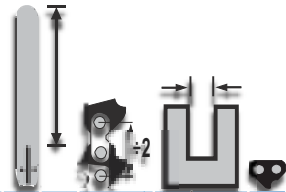
14A/S, 110, 115, 120, 130, 140, 155, 160S, 165, 175, 310, 320, 330, 340, 355,	30	12	3/8 LP	.050	1,3	44						12D0-CL-M
365, 375, 430, 435, 440, 445, 474, 484, 510, 515, 735, 838, 2010, 2014, 2016, 2138, 2316, 2318, 3200, 3210, 3219, 3514, 3516, 3518, 3800, 3850, 3816, 160S, 2018S, 3205-14, 3818V, C180, CALIFOTLIA, CALIFOTLIA 90, ARIZON, EAGER BEAVER (2010, 2012, 2014, 2016, 2116, 2318), ELECTRA MAC 16E, ELECTROMAC 1030, 1035, EB2.3, EB2.3 MAC CAT, EB 6a, EM16, 10, 12, 14, 16E, EMAC1040, DAY900, MAC CAT, MAC CAT (16, 18), MAC CAT 839, MINI MAC (All models), 3214/6, 3516/8, MAC120, MAC130, MAC930, MAC935, MAC940, MC SERIES, MM30, MM35, MS1415, MS1420, MS1425, MS1430, MS1432, MS1435, MS1455, MS1630, MS1635, MS1635NAV, MS1635NAVCC, MS1640, MS1645, MS1838, MS1838AV, MS1838AVCC, MS1842AVCC, MS1846AVCC, PM36, PM300, PM310, PM320, PM360, PM364, PM370, PM380, PM394, PM470, PM480, PM494, PM510, PM400, PM484, PM6, PM730, POWER MAC SERIES (6, 145-14, 255-16), POWER MAC 6, PROMAC SERIES (3200, 3205, 3205-14, 3210, 3212, 3214, 3216, 3219, 3505, 3800, 3805, 3818, 3850), SILVER EAGLE SERIES (2010, 2012, 2012S, 2104, 2014S, 2016, 2018S, 2316), SP-40, SUPER 17, TITAN SERIES (35, 36, 37, 38, 39 40), WILDCAT	40	16	3/8 LP	.050	1,3	55						16D0-CL-M
	45	18	3/8 LP	.050	1,3	60						18D0-CL-M

4600, 4700, 4900, 5000, 40, 46, 54, 61, 72, 10E, 12E, 14E, 16E, MS1425, MS1640	40	16	.325	.050	1,3	66	16X0-HS-UH	16B0-RN-UH			16B0-LS-UH	
	45	18	.325	.050	1,3	72	18X0-HS-UH	18B0-RN-UH			18B0-LS-UH	
	50	20	.325	.050	1,3	78	20X0-HS-UH	20B0-RN-UH			20B0-LS-UH	

1-10, 10-10, 2-10, 3-10, 4-10, 5-10, 55, 555, 6-10, 60, 610, 650, 655, 7-10, 70, 700, 80, 800, 805, 850, DE50, SP60, SP81, TITAN 50, TITAN 57, 955, 1000, CP55, CP70, CP70L, 560, 570, 620, DOUBLE EAGLE 50/57/80, PM605, PROMAC 5700/8200, SILVER EAGLE 3420/3720, SP-60, SP-70, SP80, SP81, TIMBER BEAR, TITAN 50/57/70, SP80, SP81, TITAN, MAC10 SERIES	40	16	3/8	.050	1,3	60					16A0-LS-MA	
	45	18	3/8	.050	1,3	64					18A0-LS-MA	
	50	20	3/8	.050	1,3	70						
	60	24	3/8	.050	1,3	81						

MAC 950, 960, 970, DAYTONA 3000, 5000, 6000, PROMAC 51/55/60/72	40	16	3/8	.058	1,5	60	16X8-HS-JO	16A8-RN-JO			16A8-LS-JO	
	45	18	3/8	.058	1,5	68	18X8-HS-JO	18A8-RN-JO		18A8-TL-JO	18A8-LS-JO	
	50	20	3/8	.058	1,5	72	20X8-HS-JO	20A8-RN-JO		20A8-TL-JO	20A8-LS-JO	

MS1215, MS1415, MS1425, MS1630, MS1640, MS1435, MS1645	35	14	3/8 LP	.050	1,3	52	12X0-HS-PO					14D0-CL-PO
	40	16	3/8 LP	.050	1,3	56	14X0-HS-PO					16D0-CL-PO
	45	18	3/8 LP	.050	1,3	62	16X0-HS-PO					18D0-CL-PO



MAKE & MODEL	CM	IN	CHAIN	MM	IN	DL	LASERMAX STELLITE SPROCKET NOSE HS Type	PROMAX PROFESSIONAL LAMINATED RN Type	LAMMAX PROFESSIONAL LAMINATED LR Type 6 Rivet Nose	TRIMAX PROFESSIONAL LAMINATED TL Type 6 Rivet Nose	TIMBERMAX PROFESSIONAL LAMINATED LS Type 4 Rivet Nose	MINIMAX CONSUMER CL Type 4 Rivet Nose
--------------	----	----	-------	----	----	----	---	---------------------------------------	--	--	---	---------------------------------------

McCULLOCH

35CC, 40CC, 50CC, 55CC	40	16	.325	.050	1,3	66	12X0-HS-PO					14B0-CL-PO
	45	18	.325	.050	1,3	72	14X0-HS-PO					16B0-CL-PO
	50	20	.325	.050	1,3	78	16X0-HS-PO					18B0-CL-PO

OLEO-MAC / OLYMPYK

925, 931, 932, 936, 935, 940, 943, 15E, 17E, 19E,	30	12	3/8 LP	.050	1,3	44						12D0-CL-SW
	35	14	3/8 LP	.050	1,3	50						14D0-CL-SW
	40	16	3/8 LP	.050	1,3	55						16D0-CL-SW

233, 234, 240, 244, 335, 340, 930, 935DX, 935X, 936, 940, E140F, E160F, E1700, E1900, E1500, OM-E200, EL40F, EL60F, EL700, 938, 940, 941, 942, 945, 950, 946, 947, 950 SUPER, 950A, 951, 952, 956, E300 F	38	15	.325	.050	1,3	64		15B0-RN-UH	15B0-LR-UH		15B0-LS-UH	
	40	16	.325	.050	1,3	66	16X0-HS-UH	16B0-RN-UH			16B0-LS-UH	
	45	18	.325	.050	1,3	72	18X0-HS-UH	18B0-RN-UH		18B0-TL-UH	18B0-LS-UH	
	33	13	.325	.058	1,5	56		13B8-RN-UH	13B8-LR-UH	13B8-TL-UH	13B8-LS-UH	
	35	14	.325	.058	1,5	60		14B8-RN-UH			14B8-LS-UH	
	38	15	.325	.058	1,5	64	15X8-HS-UH	15B8-RN-UH	15B8-LR-UH	15B8-TL-UH	15B8-LS-UH	
956, 962, 965	40	16	3/8	.058	1,5	60						
	45	18	3/8	.058	1,5	68						
	50	20	3/8	.058	1,5	72						
	55	22	3/8	.058	1,5	77						
	250, 251, 252, 254, 260, 261, 264, 271, 272, 280, 284, 300, 350, 355, 364, 460, 480, 481, 482, 484, 486, 956, 962, 965, 970, 971, 980, 981, 985, 999	40	16	3/8	.058	1,5	60	16X8-HS-JO	16A8-RN-JO			
45	18	3/8	.058	1,5	68	18X8-HS-JO	18A8-RN-JO		18A8-TL-JO			
50	20	3/8	.058	1,5	72	20X8-HS-JO	20A8-RN-JO		20A8-TL-JO			

956, 962, 965	40	16	3/8	.058	1,5	60						
	45	18	3/8	.058	1,5	68						
	50	20	3/8	.058	1,5	72						
	55	22	3/8	.058	1,5	77						

250, 251, 252, 254, 260, 261, 264, 271, 272, 280, 284, 300, 350, 355, 364, 460, 480, 481, 482, 484, 486, 956, 962, 965, 970, 971, 980, 981, 985, 999	40	16	3/8	.058	1,5	60	16X8-HS-JO	16A8-RN-JO				
	45	18	3/8	.058	1,5	68	18X8-HS-JO	18A8-RN-JO		18A8-TL-JO		
	50	20	3/8	.058	1,5	72	20X8-HS-JO	20A8-RN-JO		20A8-TL-JO		

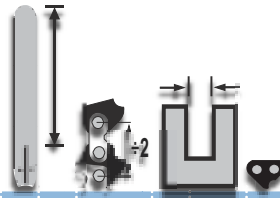
Pole Pruner EP100, EP90												
-------------------------	--	--	--	--	--	--	--	--	--	--	--	--

PARTNER

1436, 1641, 1601, 1602, 1611, 1613, 1614, 1616, 1618, 330	35	14	3/8 LP	.050	1,3	50						14D0-CL-F
	40	16	3/8 LP	.050	1,3	54						16D0-CL-F

330, 335, 345, 360, 365, 385, 395, 351, 370, P 390, P 420, 350, 405, 340	30	12	3/8 LP	.050	1,3	45	12X0-HS-PO				12D0-LS-PO	12D0-CL-PO
	35	14	3/8 LP	.050	1,3	52	14X0-HS-PO				14D0-LS-PO	14D0-CL-PO
	40	16	3/8 LP	.050	1,3	56	16X0-HS-PO				16D0-LS-PO	16D0-CL-PO
	45	18	3/8 LP	.050	1,3	62					18D0-LS-PO	18D0-CL-PO

EL1450, EL1650, 400, 410, 460, 405, 450, 470, 510, 540, 360, 365, 400, 405, 450, 465, 495, 510, 540, 500, 545, MINI FARMERSAW, P500, P5000, 1200EL, 1400EL, 1450, 1500EL, EL1650, 410, 460, 510CCS, 370, 320, P48, P49, P400, 420, 470, 550, P5500, 605, 390	38	15	.325	.050	1,3	64	15X0-HS-UH	15B0-RN-UH	15B0-LR-UH	15B0-TL-UH	15B0-LS-UH	
	40	16	.325	.050	1,3	66	16X0-HS-UH	16B0-RN-UH			16B0-LS-UH	
	45	18	.325	.050	1,3	72	8	18B0-RN-UH		18B0-TL-UH	18B0-LS-UH	
	33	13	.325	.058	1,5	56			13B8-LR-UH	13B8-TL-UH	13B8-LS-UH	
	35	14	.325	.058	1,5	60					14B8-LS-UH	
	38	15	.325	.058	1,5	64	15X8-HS-UH	15B8-RN-UH	15B8-LR-UH	15B8-TL-UH	15B8-LS-UH	
	40	16	.325	.058	1,5	66	16X8-HS-UH	16B8-RN-UH			16B8-LS-UH	
	45	18	.325	.058	1,5	72	18X8-HS-UH	18B8-RN-UH		18B8-TL-UH	18B8-LS-UH	
50	20	.325	.058	1,5	78	20X8-HS-UH	20B8-RN-UH		20B8-TL-UH	20B8-LS-UH		



MAKE & MODEL	CM	IN	CHAIN	MM	IN	DL	LASERMAX STELLITE SPROCKET NOSE HS Type	PROMAX PROFESSIONAL LAMINATED RN Type	LAMMAX PROFESSIONAL LAMINATED LR Type 6 Rivet Nose	TRIMAX PROFESSIONAL LAMINATED TL Type 6 Rivet Nose	TIMBERMAX PROFESSIONAL LAMINATED LS Type 4 Rivet Nose	MINIMAX CONSUMER CL Type 4 Rivet Nose
--------------	----	----	-------	----	----	----	---	---------------------------------------	--	--	---	---------------------------------------

PARTNER

650, 7000, F65, P100, P55, P65, P70,	40	16	3/8	.058	1,5	60	16X8-HS-HV	16A8-RN-HV	16A8-LR-HV	16A8-TL-HV	16A8-LS-HV	
R40, R417, R418, R420, R421, R16, R17,	45	18	3/8	.058	1,5	68	18X8-HS-HV	18A8-RN-HV	18A8-LR-HV	18A8-TL-HV	18A8-LS-HV	
R18, R19, R20, R21, R22, R422, R435,	50	20	3/8	.058	1,5	72	20X8-HS-HV	20A8-RN-HV	20A8-LR-HV	20A8-TL-HV	20A8-LS-HV	
R440, R522, R523, S50, 555, S65, R11,	55	22	3/8	.058	1,5	77	22X8-HS-HV	22A8-RN-HV	22A8-LR-HV			
R12, R14, R23, R30, R35, R416, R44,	60	24	3/8	.058	1,5	84	24X8-HS-HV	24A8-RN-HV	24A8-LR-HV			
R517, P50, P51, F55, 550, 85, 7700, 710,	65	26	3/8	.058	1,5	89		26A8-RN-HV				
660, P7700, 710	70	28	3/8	.058	1,5	92	28X8-HS-HV	28A8-RN-HV				

PIONEER

P10, P11, P12, P12S	35	14	3/8 LP	.050	1,3	50						14D0-CL-F
	40	16	3/8 LP	.050	1,3	56						16D0-CL-F

970, 1072, 1073, 1074, P20, P21, P25,	33	13	.325	.058	1,5	56			13B8-LR-UH	13B8-TL-UH	13B8-LS-UH	
P26, P28, P28S	38	15	.325	.058	1,5	64	15X8-HS-UH		15B8-LR-UH	15B8-TL-UH	15B8-LS-UH	
	40	16	.325	.058	1,5	66	16X8-HS-UH	16B8-RN-UH			16B8-LS-UH	
	45	18	.325	.058	1,5	72	18X8-HS-UH	18B8-RN-UH		18B8-TL-UH	18B8-LS-UH	
	50	20	.325	.058	1,5	78	20X8-HS-UH	20B8-RN-UH		20B8-TL-UH	20B8-LS-UH	

POULAN

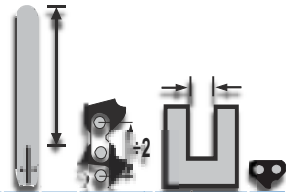
S25AV, S25CVA, S25D, S25DA, 20, 25	30	12	3/8 LP	.050	1,3	45	12X0-HS-PO					12D0-CL-PO
SERIES, 25A, 180, 190, 200, 205, 210,	35	14	3/8 LP	.050	1,3	52	14X0-HS-PO					14D0-CL-PO
220, 221, 225, 230, 235, 236, 240, 250,	40	16	3/8 LP	.050	1,3	56	16X0-HS-PO					16D0-CL-PO
255, 260, 285, 295, 305, 306, 310, 325,	45	18	3/8 LP	.050	1,3	62						18D0-CL-PO

335, 336, 365, 523, 1220, 1425, 1625,
1800, 1900, 1900LE, 1950LE, 1975LE,
2000, 2050, 2055, 2055LE, 2075, 2075C,
2100, 2150, 2155, 2175, 2250, 2250LE,
2300, 2300CVA, 2350, 2375, 2375LE,
2400, 2450, 2500, 2550, 2600, 3314,
3416, 3516, 3816, 3816AV, 3818, 4018,
4218, 4218AV, E14E, E16E, ES350,
ELECTRIC 1420, 1425, 1625, 2100,
2400, 2500, 2600, 400E, P600, PP210,
PP260, PP295, PP300E, PP310, PP335,
PP380, PATRIOT 1900, WILDTHING,
WOODSHARK, MICRO 25, S23, S25

255, 285, 295, 305, 306SA, 310, 315,	40	16	.325	.050	1,3	66					16B0-LS-PO	
335, 336, 2700, 2750, 2775, 2800, 2900,	45	18	.325	.050	1,3	72					18B0-LS-PO	
3000, 3050, 3100, 3300, 3500, 3600,	50	20	.325	.050	1,3	78					20B0-LS-PO	

325	33	13	.325	.058	1,5	56					13B8-LS-PO	
	38	15	.325	.058	1,5	64			15B8-TL-PO	15B8-LS-PO		
	40	16	.325	.058	1,5	66			16B8-TL-PO	16B8-LS-PO		
	45	18	.325	.058	1,5	72			18B8-TL-PO	18B8-LS-PO		
	50	20	.325	.058	1,5	78			20B8-TL-PO	20B8-LS-PO		

361, 365, 3600, 375, 3700, 380, 3800,	40	16	3/8	.050	1,3	60					16A0-LS-PO	
395, 3900, 400 SERIES, 400, 445, 450,	45	18	3/8	.050	1,3	64				18A0-TL-PO	18A0-LS-PO	
4000, 4200, 4400, 4900, 5200, 5400,	50	20	3/8	.050	1,3	70				20A0-TL-PO	20A0-LS-PO	
5500, 670200 SERIES, 203, 245, 375,	60	24	3/8	.050	1,3	81						



MAKE & MODEL	CM	IN	CHAIN	MM	IN	DL	LASERMAX STELLITE SPROCKET NOSE HS Type	PROMAX PROFESSIONAL LAMINATED RN Type	LAMMAX PROFESSIONAL LAMINATED LR Type 6 Rivet Nose	TRIMAX PROFESSIONAL LAMINATED TL Type 6 Rivet Nose	TIMBERMAX PROFESSIONAL LAMINATED LS Type 4 Rivet Nose	MINIMAX CONSUMER CL Type 4 Rivet Nose
--------------	----	----	-------	----	----	----	---	---------------------------------------	--	--	---	---------------------------------------

POULAN

395, 3900, 4000, 4200, 4400, 4900, 5200, 5500, 5400, 6700	40	16	3/8	.050	1,3	60	16X0-HS-EX	16A0-RN-EX	16A0-LR-EX	16A0-TL-EX	16A0-LS-EX	
	45	18	3/8	.050	1,3	68	18X0-HS-EX	18A0-RN-EX	18A0-LR-EX	18A0-TL-EX	18A0-LS-EX	
	50	20	3/8	.050	1,3	72	20X0-HS-EX	20A0-RN-EX	20A0-LR-EX	20A0-TL-EX	20A0-LS-EX	

POWER PRUNER (ECHO)


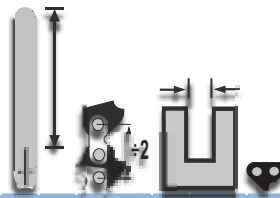
PPT-2400, PPSR-2122, PPSR-2433, PPT260, PP300, PP400, PP600, PP800, PP1000, PP1200, PP1250, PP1260, PP1400, PP1400-D, PPF-2100, PPT-2100, PPF-2400	30	12	3/8 LP	.050	1,3	44	12X0-HS-PO					12D0-CL-PO
	35	14	3/8 LP	.050	1,3	49	14X0-HS-PO					14D0-CL-PO
	40	16	3/8 LP	.050	1,3	54	16X0-HS-PO					16D0-CL-PO

RYOBI

35B, CS36, CS36C, CS41, CS3330, CS385CB, HC31, HC36, HC41, HCS31, HCS36, CS-1530/1535/1540	40	16	.325	.058	1,5	66						16B8-LS-PO
	45	18	.325	.058	1,5	72						18B8-LS-PO
	50	20	.325	.058	1,5	80						20B8-LS-PO
CSE5145, CSE5650	30	12	3/8 LP	.043	1,1	44						12D0-CL-PO
	40	16	3/8 LP	.043	1,1	55						16D0-CL-PO

SEARS (CRAFTSMAN)

3400, 3401, 3402, 3407, 3411, 3412, 3414, 3415, 3425, 3445, 3455, 3460, 3461, 3476, 34071, 34115, 34116, 35023, 35025, 35027, 35028, 35037, 35038, 35044, 35046, 35048, 35056, 35058, 35060, 35080, 35081, 35082, 35091, 35093, 35095, 35096, 35202, 35203, 35205, 35206, 35207, 35209, 35211, 35215, 35216, 35219, 35224, 35231, 35232, 35235, 35238, 35255, 35256, 35270, 35273, 35280, 35283, 35363, 35366, 35367, 35504, 35505, 35506, 35508, 35512, 35514, 35515, 35516, 35713, 35714, 35717, 35718, 35736, 35824, 35841, 35886, 351040, 351140, 352680, 36010, 36012, 36015, 36017, 36080, 36082, 36085, 36087	30	12	3/8 LP	.050	1,3	45	12X0-HS-PO					12D0-CL-PO
	35	14	3/8 LP	.050	1,3	52	14X0-HS-PO					14D0-CL-PO
	40	16	3/8 LP	.050	1,3	56	16X0-HS-PO					16D0-CL-PO
	45	18	3/8 LP	.050	1,3	62						18D0-CL-PO
3403, 3416, 3417, 3470, 3471, 3482, 35256	40	16	.325	.050	1,3	66						16B0-LS-PO
	45	18	.325	.050	1,3	72						18B0-LS-PO
35507PS, 35020, 35119, 35120, 35121, 35492, 35607, 35624, 35624, 35624.2, 35628, 35633	40	16	3/8	.050	1,3	60				16A0-TL-PO	16A0-LS-PO	
	45	18	3/8	.050	1,3	64				18A0-TL-PO	18A0-LS-PO	
	50	20	3/8	.050	1,3	70				20A0-TL-PO	20A0-LS-PO	
35145, 35212, 35483, 35608, 35609, 35690, 35721, 35727, 35728, 35826, 35829, 35851, 35881, 35885, Electrics (1983 and later), 35887, 35889	30	12	3/8 LP	.050	1,3	45	12X0-HS-PO					12D0-CL-PO
	35	14	3/8 LP	.050	1,3	52	14X0-HS-PO					14D0-CL-PO
	40	16	3/8 LP	.050	1,3	57	16X0-HS-PO					16D0-CL-PO



MAKE & MODEL	CM	IN	CHAIN	MM	IN	DL	LASERMAX STELLITE SPROCKET NOSE HS Type	PROMAX PROFESSIONAL LAMINATED RN Type	LAMMAX PROFESSIONAL LAMINATED LR Type 6 Rivet Nose	TRIMAX PROFESSIONAL LAMINATED TL Type 6 Rivet Nose	TIMBERMAX PROFESSIONAL LAMINATED LS Type 4 Rivet Nose	MINIMAX CONSUMER CL Type 4 Rivet Nose
--------------	----	----	-------	----	----	----	---	---------------------------------------	--	--	---	---------------------------------------

SHINDAIWA

100, 102, 103, 104, 107, 110, E120, 140, 150EL, 160, E180, 269, 285, 300, 320, 345, 350, 352, 360, 357, YB401, YB395	25	10	3/8LLP	.050	1.3	40						
	30	12	3/8 LP	.050	1.3	45	12X0-HS-PO					12D0-CL-PO
	35	14	3/8 LP	.050	1.3	52	14X0-HS-PO					14D0-CL-PO
	40	16	3/8 LP	.050	1.3	57	16X0-HS-PO					16D0-CL-PO

377, 488, 500, A090B, A100C, A102, A103, A104P, A105B, A107, A110, A110P, A113, A113L, A113P, A117P, 140, A150B, 150E, 160, A180, 300S, 305, 305AVZ, 340, 345, 346, 350, 355, 357, EYB120, EYB150, EYB180, YB291, YB301, 389, YB391, YB395, YB401, YB491, E120, 140, 150, 160, 180, 291, 300, 305, 446, 448, 490	40	16	.325	.050	1.3	66				16B0-TL-TO	16B0-LS-PO	
	45	18	.325	.050	1.3	72				18B0-TL-TO	18B0-LS-PO	
	33	13	.325	.058	1.5	56						
	35	15	.325	.058	1.5	64				16B8-TL-TO	16B8-LS-PO	
	40	16	.325	.058	1.5	66				18B8-TL-TO	18B8-LS-PO	
	45	18	.325	.058	1.5	72						
	50	20	.325	.058	1.5	78						

100, 102, 103, 104, 105, 107, 110, 113, 117, 291, 300, 301, 305, 340, 345, 346, 350, 355, 357, 360, 366, 377, 381, 389, 391, 394, 400, 401, 415, 416, 420, 440, 450, 451, 452, 488, 490, 500, 510, 560, 580, YB501, YB601, YB701, YB495, YB691, YB377	40	16	3/8	.058	1.5	60	16X8-HS-TO			16A8-TL-TO	16A8-LS-TO	
	43	17	3/8	.058	1.5	64	17X8-HS-TO			17A8-TL-TO	17A8-LS-TO	
	45	18	3/8	.058	1.5	68	18X8-HS-TO			18A8-TL-TO	18A8-LS-TO	
	50	20	3/8	.058	1.5	72	20X8-HS-TO			20A8-TL-TO	20A8-LS-TO	

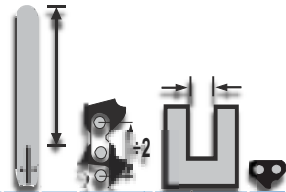
550, 575, 577, 680, 685, 757	40	16	3/8	.058	1.5	60	16X8-HS-HV	16A8-RN-HV	16A8-LR-HV	16A8-TL-HV	16A8-LS-HV	
	43	17	3/8	.058	1.5	64	17X8-HS-HV	17A8-RN-HV	17A8-LR-HV	17A8-TL-HV	17A8-LS-HV	
	45	18	3/8	.058	1.5	68	18X8-HS-HV	18A8-RN-HV	18A8-LR-HV	18A8-TL-HV	18A8-LS-HV	
	50	20	3/8	.058	1.5	72	20X8-HS-HV	20A8-RN-HV	20A8-LR-HV	20A8-TL-HV	20A8-LS-HV	
	24	3/8	.058	1.5	84	24X8-HS-HV	24A8-RN-HV	24A8-LR-HV				
	28	3/8	.058	1.5	93	28X8-HS-HV						

Pole Pruner P24, P230, P231	20	8	3/8LP	.043	1.1	33						
	25	10	3/8LP	.043	1.1	40						
	30	12	3/8LP	.043	1.1	44						

SOLO

31, 32, 38, 600, 605, 606, 620E, 631, 632, 633, 634, 635, 636, 637, 638, 641, 642	30	12	3/8 LP	.050	1.3	45						12D0-CL-SO
	35	14	3/8 LP	.050	1.3	52						14D0-CL-SO
	40	16	3/8 LP	.050	1.3	56						16D0-CL-SO

631, 634, 632, 638, 639, 641, 642, 643, 644SP, 645, 646, 647, 650, 651SP, 652, 654, 656	38	15	.325	.050	1.3							
	40	16	.325	.050	1.3	66	16X0-HS-UH	16B0-RN-UH		16B0-TL-UH	16B0-LS-UH	
	45	18	.325	.050	1.3	72	18X0-HS-UH	18B0-RN-UH		18B0-TL-UH	18B0-LS-UH	
	38	15	.325	.058	1.5							
	40	16	.325	.058	1.5	66	16X8-HS-UH	16B8-RN-UH		16B8-TL-UH	16B8-LS-UH	
	45	18	.325	.058	1.5	72	18X8-HS-UH	18B8-RN-UH		18B8-TL-UH	18B8-LS-UH	
	50	20	.325	.058	1.5	78	20X8-HS-UH	20B8-RN-UH		20B8-TL-UH		



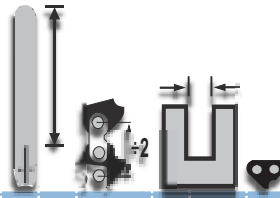
MAKE & MODEL	CM	IN	CHAIN	MM	IN	DL	LASERMAX STELLITE SPROCKET NOSE HS Type	PROMAX PROFESSIONAL LAMINATED RN Type	LAMMAX PROFESSIONAL LAMINATED LR Type 6 Rivet Nose	TRIMAX PROFESSIONAL LAMINATED TL Type 6 Rivet Nose	TIMBERMAX PROFESSIONAL LAMINATED LS Type 4 Rivet Nose	MINIMAX CONSUMER CL Type 4 Rivet Nose
--------------	----	----	-------	----	----	----	---	---------------------------------------	--	--	---	---------------------------------------

SOLO

603, 662, 665, 667, 670, 675, 680, 681, 690, 694	40	16	3/8	.050	1,3	60	16X0-HS-HV	16A0-RN-HV	16A0-LR-HV	16A0-TL-HV	16A0-LS-HV	
	45	18	3/8	.050	1,3	68	18X0-HS-HV	18A0-RN-HV	18A0-LR-HV	18A0-TL-HV	18A0-LS-HV	
	50	20	3/8	.050	1,3	72	20X0-HS-HV	20A0-RN-HV	20A0-LR-HV	20A0-TL-HV	20A0-LS-HV	
	60	24	3/8	.050	1,3	84	24X0-HS-HV	24A0-RN-HV	24A0-LR-HV			
	70	28	3/8	.050	1,3	93	28X0-HS-HV	28A0-RN-HV				
	90	36	3/8	.058	1,5	115	36X8-HS-HV					
603, 662, 665, 667, 670, 675, 680, 681, 690, 694	40	16	3/8	.058	1,5	60	16X8-HS-HV	16A8-RN-HV	16A8-LR-HV	16A8-TL-HV	16A8-LS-HV	
	45	18	3/8	.058	1,5	68	18X8-HS-HV	18A8-RN-HV	18A8-LR-HV	18A8-TL-HV	18A8-LS-HV	
	50	20	3/8	.058	1,5	72	20X8-HS-HV	20A8-RN-HV	20A8-LR-HV	20A8-TL-HV		
	60	24	3/8	.058	1,5	84	24X8-HS-HV	24A8-RN-HV	24A8-LR-HV			
	70	28	3/8	.058	1,5	92	28X8-HS-HV	28A8-RN-HV				
	85	34	3/8	.058	1,5	110	34X8-HS-HV					
603, 662, 665, 667, 670, 675, 680, 681, 690, 694	50	20	.404	.063	1,6	66	20X3-HS-HV	20F3-RN-HV	20F3-LR-HV	20F3-TL-HV		
	60	24	.404	.063	1,6	76	24X3-HS-HV	24F3-RN-HV	24F3-LR-HV			
613, 614, 633, 635, 636 3/8 LP NARROW KERF	30	12	3/8 LP	.043	1,1	44						12D4-CL-SO
	35	14	3/8 LP	.043	1,1	50						14D4-CL-SO

STIHL

E140, HT70, HT75, 017, 018, 019T, 023L, MS140, MS160, MSE140, MSE180, MS192, ME220, MS170, MS171, MS180, MS181, MS190, MS191T, MS192T, MS200, MS210, MS211, MS230, MS250, 009, 010, 011, 012, 017, 018, 019, 020, 021, 023, 025	30	12	3/8 LP	.050	1,3	44						12D0-CL-SW
	35	14	3/8 LP	.050	1,3	50						14D0-CL-SW
	40	16	3/8 LP	.050	1,3	55						16D0-CL-SW
	45	18	3/8 LP	.050	1,3	61						
E140, HT70, HT75, 017, 018, 019T, 023L, MS140, MS160, MSE140, MSE180, MS192, ME220, MS170, MS171, MS180, MS181, MS190, MS191T, MS192T, MS200, MS210, MS211, MS230, MS250, 009, 010, 011, 012, 017, 018, 019, 020, 021, 023, 025	40	16	.325	.050	1,3	67						16B0-LS-SW
	45	18	.325	.050	1,3	74						18B0-LS-SW
	50	20	.325	.050	1,3	81						20B0-LS-SW
024, 026, 028, 028S, 029, 030, 031, 032, 034, 036, 036 PRO, 038, 039, FARM BOSS, 040, 041, 042, 044, 045, 046, 048, 056, 064, 066, MS240	32	13	.325	.063	1,6	56			13B3-LR-SN	13B3-TL-SN	13B3-LS-SN	
	38	15	.325	.063	1,6	63	15X3-HS-SN	15B3-RN-SN	15B3-LR-SN	15B3-TL-SN	15B3-LS-SN	
	40	16	.325	.063	1,6	67	16X3-HS-SN	16B3-RN-SN	16B3-LR-SN	16B3-TL-SN	16B3-LS-SN	
	45	18	.325	.063	1,6	74	18X3-HS-SN	18B3-RN-SN	18B3-LR-SN	18B3-TL-SN	18B3-LS-SN	
	50	20	.325	.063	1,6	81	20X3-HS-SN	20B3-RN-SN	20B3-LR-SN	20B3-TL-SN	20B3-LS-SN	



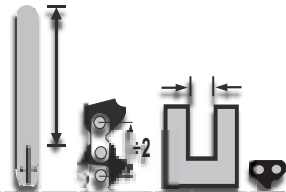
MAKE & MODEL

CM IN CHAIN MM IN DL

LASERMAX STELLITE SPROCKET NOSE HS Type
PROMAX PROFESSIONAL LAMINATED RN Type
LAMMAX PROFESSIONAL LAMINATED LR Type 6 Rivet Nose
TRIMAX PROFESSIONAL LAMINATED TL Type 6 Rivet Nose
TIMBERMAX PROFESSIONAL LAMINATED LS Type 4 Rivet Nose
MINIMAX CONSUMER CL Type 4 Rivet Nose

STIHL

MS240, MS260, MS260 PRO	32	13	.325	.058	1.5	56			13B8-LR-SN	13B8-TL-SN	13B8-LS-SN	
MS270, MS270C, MS270CQS, MS280, MS280C, MS280CQS, MS290, MS310, MS341, MS360, MS360 PRO, MS360QS, MS361, MS361C, MS360QS, MS390, MS440, MS441, MS460, MS650, MS660, FARMBOSS	50	20	.325	.063	1.6	81	20X3-HS-SN	20B3-RN-SN	20B3-LR-SN	20B3-TL-SN	20B3-LS-SN	
	40	16	3/8	.050	1.3	60	16X0-HS-SN	16A0-RN-SN	16A0-LR-SN	16A0-TL-SN	16A0-LS-SN	
	45	18	3/8	.050	1.3	66	18X0-HS-SN	18A0-RN-SN	18A0-LR-SN	18A0-TL-SN	18A0-LS-SN	
	32	13	3/8	.063	1.6	50				13A3-TL-SN	13A3-LS-SN	
	40	16	3/8	.063	1.6	60	16X3-HS-SN	16A3-RN-SN	16A3-LR-SN	16A3-TL-SN	16A3-LS-SN	
	45	18	3/8	.063	1.6	66	18X3-HS-SN	18A3-RN-SN	18A3-LR-SN	18A3-TL-SN	18A3-LS-SN	
	50	20	3/8	.063	1.6	72	20X3-HS-SN	20A3-RN-SN	20A3-LR-SN	20A3-TL-SN	20A3-LS-SN	
	55	22	3/8	.063	1.6	76	22X3-HS-SN	22A3-RN-SN	22A3-LR-SN			
	60	24	3/8	.063	1.6	84	24X3-HS-SN	24A3-RN-SN	24A3-LR-SN			
	70	28	3/8	.063	1.6	92	28X3-HS-SN	28A3-RN-SN				
	75	30	3/8	.063	1.6	97	30X3-HS-SN	30A3-RN-SN				
	80	32	3/8	.063	1.6	105	32X3-HS-SN	32A3-RN-SN				
	90	36	3/8	.063	1.6	114	36X3-HS-SN					
	106	42	3/8	.063	1.6	135						
	50	20	.404	.063	1.6	66	20X3-HS-SN	20F3-RN-SN	20F3-LR-SN	20F3-TL-SN		
	63	24	.404	.063	1.6	78	24X3-HS-SN	24F3-RN-SN	24F3-LR-SN			
	75	30	.404	.063	1.6	88	30X3-HS-SN	30F3-RN-SN				
	80	32	.404	.063	1.6	95	32X3-HS-SN	32F3-RN-SN				
	90	36	.404	.063	1.6	104	36X3-HS-SN					
	50	20	.404	.063	1.6	66	20X3-HS-SN	20F3-RN-SN	20F3-LR-SN	20F3-TL-SN		
	60	24	.404	.063	1.6	78	24X3-HS-SN	24F3-RN-SN	24F3-LR-SN			
	70	28	.404	.063	1.6	83	28X3-HS-SN	28F3-RN-SN				
	90	36	.404	.063	1.6	105	36X3-HS-SN					
050, 051, 075, 076, 08S	43	17	3/8	.063	1.6	66	17X3-HS-S	17A3-RN-S				
	53	21	3/8	.063	1.6	75	21X3-HS-S	21A3-RN-S				
	63	25	3/8	.063	1.6	90	25X3-HS-S	25A3-RN-S				
	43	17	.404	.063	1.6	60	17X3-HS-SLD	17F3-RN-S				
	53	21	.404	.063	1.6	68	21X3-HS-SLD	21F3-RN-S				
	63	25	.404	.063	1.6	80	25X3-HS-SLD	25F3-RN-S				
	75	30	.404	.063	1.6	92	30X3-HS-SLD	30F3-RN-S				
	83	33	.404	.063	1.6	100	33X3-HS-SLD					
	90	36	.404	.063	1.6	104	36X3-HS-SLD					
070 090, 084, 088, MS880	63	25	.404	.063	1.6	84	25X3-HS-SLD	25F3-RN-SLD				
	75	30	.404	.063	1.6	91	30X3-HS-SLD	30F3-RN-SLD				
	83	33	.404	.063	1.6	100	33X3-HS-SLD					
	90	36	.404	.063	1.6	104	36X3-HS-SLD					
Pole Pruner HT60, HT75, HT100, HT130, HT101, HT131	25	10	3/8LP	.043	1.1							
	30	12	3/8LP	.043	1.1	44						



MAKE & MODEL	CM	IN	CHAIN	MM	IN	DL	LASERMAX STELLITE SPROCKET NOSE HS Type	PROMAX PROFESSIONAL LAMINATED RN Type	LAMMAX PROFESSIONAL LAMINATED LR Type 6 Rivet Nose	TRIMAX PROFESSIONAL LAMINATED TL Type 6 Rivet Nose	TIMBERMAX PROFESSIONAL LAMINATED LS Type 4 Rivet Nose	MINIMAX CONSUMER CL Type 4 Rivet Nose
--------------	----	----	-------	----	----	----	---	---------------------------------------	--	--	---	---------------------------------------

STIGA

SE1.6, SE1.8, SP3400	33	13	.325	.058	1,5	56					13B8-LS-SW	
	40	16	.325	.058	1,5	66					16B8-LS-SW	
	45	18	.325	.058	1,5	72					18B8-LS-SW	
	50	20	.325	.058	1,5	78					20B8-LS-SW	
SP460, SP510	30	12	3/8 LP	.050	1,3	44						12D0-CL-SW
	35	14	3/8 LP	.050	1,3	52						14D0-CL-SW
	40	16	3/8 LP	.050	1,3	55						16D0-CL-SW

TAS TANAKA

ECS2510, ECS290, ECS300, ECS320, ECS330, ECS3301, ECS3351, ECS35, ECS350, ECS3500, ECS351, ECS355, ECS356, ECS360, ECS370, ECS375, ECS405, ECS415	40	16	.325	.058	1,5	66					16B8-LS-PO	
	45	18	.325	.058	1,5	72					18B8-LS-PO	
	50	20	.325	.058	1,5	80					20B8-LS-PO	
35, 290, 300, 320, 330, 350, 351, 355, 356, 370, 375, 405, 415, 3500, ECV3801, ECS415, ECS4000, ECV-4501, ECV5601	45	18	3/8	.050	1,3	64	18X0-HS-EX	18A0-RN-EX	18A0-LR-EX		18A0-LS-EX	
	50	20	3/8	.050	1,3	70	20X0-HS-EX	20A0-RN-EX	20A0-LR-EX		20A0-LS-EX	
TPS200, TPS270, TCS2801, TCS3401, ECS2510, ECS290, ECS300, ECS320, ECS330, ECS3301, ECS3351, ECS35, ECS350, ECS3500, ECS351, ECS355, ECS356, ECS360, ECS370, ECS375, ECS405, ECS415	30	12	3/8 LP	.050	1,3	45	12X0-HS-PO					12D0-CL-PO
	35	14	3/8 LP	.050	1,3	52	14X0-HS-PO					14D0-CL-PO
	40	16	3/8 LP	.050	1,3	56	16X0-HS-PO					16D0-CL-PO

ZENOAH (KOMATSU) (REDMAX)

GZ3500, G3700, G390, G400, GZ400, GZ4000, G410, G4100, G415, G4200, G450, G4500, GZ4500, G455, G500, G5000, G5200, G5300, G561, G46, G451, G621	33	13	.325	.058	1,5	56			13B8-LR-UH	13B8-TL-UH	13B8-LS-UH	
	35	14	.325	.058	1,5	60					14B8-LS-UH	
	38	15	.325	.058	1,5	64	15X8-HS-UH		15B8-LR-UH	15B8-TL-UH	15B8-LS-UH	
	40	16	.325	.058	1,5	66	16X8-HS-UH				16B8-LS-UH	
	45	18	.325	.058	1,5	72	18X8-HS-UH			18B8-TL-UH	18B8-LS-UH	
	50	20	.325	.058	1,5	78	20X8-HS-UH			20B8-TL-UH	20B8-LS-UH	
G621A, G51AV, G6200, GZ3500, GZ400, GZ4000, GZ4500, GZ7000	45	18	3/8	.058	1,5		18X0-HS-EX					
	50	20	3/8	.058	1,5	72	20X0-HS-EX	20A0-RN-EX	20A0-LR-EX	20A0-TL-EX	20A0-LS-EX	
	60	24	3/8	.058	1,5		24X0-HS-EX					
G2000, G250, G2500, G300AVS, G300TS, G3000, G310, G2500, G3100, G3200, G3300, G3800, G380AVS, 400, 450, 4200, 4400, 4900, 5200, 3400, 361, 3700, 375	30	12	3/8 LP	.050	1,3	45	12X0-HS-PO					12D0-CL-PO
	35	14	3/8 LP	.050	1,3	52	14X0-HS-PO					14D0-CL-PO
	40	16	3/8 LP	.050	1,3	57	16X0-HS-PO					16D0-CL-PO
	45	18	3/8 LP	.050	1,3	62						18D0-CL-PO



Archer Cross Reference

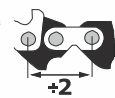


PMD INTERNATIONAL ARCHER GUIDE BAR	OREGON	GB	PITCH	DL
TIMBERMAX LS & TL TYPE	PROLITE	POWER TECH		
11B8-LS-UH	118SLBK095	UHL11-58SH UHLX12-50SR	.325" 3/8"	52 45
13B8-LS-UH	138SLBK095	UHL13-58SH	.325"	56
13A8-LS-UH	138SLDK095	UHL13 -58SG	3/8"	50
	138SLDZ095		3/8"	52
13BO-LS-UH	130MLBK095	UHL13-50SH	.325"	56
14B8-LS-UH		UHL14-58SH	.325"	60
14A8-LS-UH		UHL14-58SG	3/8"	54
15BO-LS-UH	150MLBK095	UHL15-50SH	.325"	64
15B0-TL-UH	158SLGK095		.325"	65
15B8-LS-UH	158SLBK095	UHL15-58SH	.325"	64
15A8-TL-UH	158SLHK095	UHL15-58SG	3/8"	56
	160SLGZ095		.325"	65
16BO-TL-UH	160SLGK095	UHL16-50SH	.325"	66
	160PXDK095		3/8"	59
	168SLGZ095		.325"	65
16B8-TL-UH	168SLGK095	UHL16-58SH	.325"	66
16B8-LS-UH	168SLBK095	UHL16-58SH	.325"	66
17A8-TL-UH	168SLHK095	UHL17-58SG	3/8"	60
16A8-LS-UH	168SLDZ095	UHL16-58SG	3/8"	59
16A8-LS-UH	168SLDK095	UHL16-58SG	3/8"	59
18BO-TL-UH	180SLGK095	UHL18-50SH	.325"	72
18BO-LS-UH	180MLBK095	UHL18-50SH	.325"	72
18B8-TL-UH	188SLGK095	UHL18-58SH	.325"	72
18B8-LS-UH	188SLBK095	UHL18-58SH	.325"	72
18A8-TL-UH	188SLHK095	UHL18-58SG	3/8"	64
17B8-LS-UH	34372	UHL17-58SH	.325"	68
20A8-LS-UHX	39450	UHLX20-58SG	3/8"	68
20B8-TL-UH	208SLGK095	UHL20-58SH	.325"	78
20BO-TL-UH	200SLGK095	UHL20-50SH	.325"	78
20A8-LS-UH		UHL20-58SG	3/8"	70
20AO-TL-UH	200SLHK095	UHL20-50SG	3/8"	70
16AO-TL-EX	160SLHD176	EX16-50SG	3/8"	60
16A8-TL-EX	168SLHD176	EX16-58SG	3/8"	60
16B8-TL-EX	168SLGD176	EX16-58SH	.325"	67
		E18-50SG	3/8"	64
	188SLHD176	E18-58SG	3/8"	64
18AO-LS-EX	180SLHD176	EX18-50SG	3/8"	66
	188SLGD176		.325"	72

Cross Reference



Archer



PMD INTERNATIONAL ARCHER GUIDE BAR	OREGON	GB	PITCH	DL
TIMBERMAX LS & TL TYPE	PROLITE	POWER TECH		
		E20-50SG	3/8"	70
20AO-LT-EX	200SLHD176	EX20-50SG	3/8"	72
13A8-TL-HV	138SLHD009	HV13-58SG	3/8"	52
13A8-TL-HV	138SLDD009	HV13-58SG	3/8"	52
15A8-TL-HV	158SLHD009	HV15-58SG	3/8"	56
16A8-TL-HV	168SLHD009	HV16-58SG	3/8"	60
17A8-TL-HV	178SLHD009	HV17-58SG	3/8"	64
18A8-TL-HV	188SLHD009	HV18-58SG	3/8"	68
20AO-TL-HV	200SLHD009	HV20-50SG	3/8"	72
20A8-TL-HV	208SLHD009	HV20-58SG	3/8"	72
24AO-TL-HV	240SLHD009	HV24-50SG	3/8"	84
24A8-TL-HV	248SLHD009	HV24-58SG	3/8"	84
16A8-TL-JO	168SLHD024	JO16-58SG	3/8"	60
18A8-TL-JO	188SLHD024	JO18-58SG	3/8"	68
20A8-TL-JO	208SLHD024	JO20-58SG	3/8"	72
		PO12-50SR	3/8" LP	45
	138SLBK041	PO13-58SF	.325"	56
		PO14-50SR	3/8" LP	52
15B8-LS-PO	158SLBK041	PO15-58SH	.325"	64
15B8-TL-PO	158SLGK041	PO15-58SH	.325"	64
15B8-LS-PO	158SLBK041	PO15-58SH	.325"	64
		PO16-50SR	3/8" LP	57
16BO-TL-PO	160SLGK041	PO16-50SH	.325"	66
16B8-LS-PO	168SLBK041	PO16-58SH	.325"	66
18BO-TL-PO	180SLGK041	PO18-50SH	.325"	72
18B8-TL-PO	188SLGK041	PO18-58SH	.325"	72
20AO-LS-PO	200SLDK041	PO20-50SG	3/8"	70
20BO-TL-PO	200SLGK041	PO20-50SH	.325"	78
	160GLHD196	N/A	3/8"	60
	200GLHD196	N/A	3/8"	70
16AO-TL-MA	160SLHD276	MA16-50SG	3/8"	60
20AO-TL-MA	200SLHD276	MA20-50SG	3/8"	71
	140SLBK218		.325"	56
	160SLBK218		.325"	64
13B8-LS-SN	138SLBDO25	SN13-58SH	.325"	56
13B3-LS-SN	133SLBDO25	SN13-63SH	.325"	56
13A3-TL-SN	133SLHDO25	SN13-63SG	3/8"	52
15B3-LS-SN	153SLGDO25	SN15-63SH	.325"	62
15A3-TL-SN	153SLHDO25	SN15-63SG	3/8"	56



Archer Cross Reference



PMD INTERNATIONAL ARCHER GUIDE BAR	OREGON	GB	PITCH	DL
TIMBERMAX LS & TL TYPE	PROLITE	POWER TECH		
16B3-TL-SN	163SLGDO25	SN16-63SH	.325"	67
16A3-TL-SN	163SLHDO25	SN16-63SG	3/8"	60
16A8-TL-SN	168SLHDO25	SN16-58SG	3/8"	60
	178SLHDO25		3/8"	64
18B3-TL-SN	183SLGDO25	SN18-63SH	.325"	74
18A3-TL-SN	183SLHDO25	SN18-63SG	3/8"	66
	198SLHDO25		3/8"	68
20AO-TL-SN	200SLHD025	SN20-50SG	3/8"	81
20B3-TL-SN	203SLGDO25	SN20-63SH	.325"	81
20A3-TL-SN	203SLHDO25	SN20-63SG	3/8"	72
25AO-TL-SN	240SLHDO25	SN25-50SG	3/8"	84
25A3-TL-SN	243SLHDO25	SN25-63SG	3/8"	84
		SW12-50SR	3/8" LP	45
		SW14-50SR	3/8" LP	50
14B3-LS-SW		SW14-63SH	.325"	56
		SW16-50SR	3/8" LP	55
	163SLBA074	SW16-63SF	.325"	62
16B3-LS-SH		SW16-63SH	.325"	62
18B3-LS-SW	183SLBA074	SW18-63SH	.325"	68

Cross Reference



Archer



PMD INTERNATIONAL ARCHER GUIDE BAR	OREGON	GB	PITCH	DL
PROMAX RN TYPE	POWER MATCH			
13B8-RN-UH	138RNBK095		.325"	56
13A8-RN-UH	138RNDK095		3/8"	50
14B8-RN-UH	148RNBK095		.325"	61
15B8-RN-UH	158RNBK095		.325"	64
15A8-RN-UH	158RNDK095		3/8"	56
16B8-RN-UH	168RNBK095		.325"	66
16BO-RN-UH	160RNBK095		.325"	66
16AO-RN-UH	160RNDZ095		3/8"	59
17A8-RN-UH	168RNDK095		3/8"	60
18A8-RN-UH	178RNDK095		3/8"	64
18BO-RN-UH	180RNBK095		.325"	72
20AO-RN-UHX	180RNDK095		3/8"	68
18B8-RN-UH	188RNBK095		.325"	72
20A8-RN-UHX	188RNDK095		3/8"	68
18A8-RN-UH	188RNDZ095		3/8"	64
20AO-RN-UH	200RNDZ095		3/8"	70
21AO-RN-UH	200RNDK095		3/8"	72
21AO-RN-UH	200RNBK095		.325"	78
21AO-RN-UH	208RNDK095		3/8"	72
21B8-RN-UH	208RNBK095		.325"	78
21B8-RN-UHX	8782C		.325"	
22A8-RN-UH	228RNDK095		3/8"	77
24AO-RN-UH	240RNDK095		3/8"	84
24A8-RN-UH	248RNDK095		3/8"	84
26B8-RN-UH			.325"	
28AO-RN-UH	280RNDK095		3/8"	93
28B8-RN-UH			.325"	
16AO-RN-E	8755D		3/8"	59
18AO-RN-E	8784D		3/8"	64
20A8-RN-EX	8873D		3/8"	72
16AO-RN-EX	160RNDD176		3/8"	60
16AO-RN-EX	160GNDD176		3/8"	60
18AO-RN-EX	180RNDD176		3/8"	66
20AO-RN-E	200RNDD176		3/8"	70
20AO-RN-E	200GNDD176		3/8"	70
20A8-RN-E	208RNDD176		3/8"	70
24AO-RN-E	240RNDD176		3/8"	81
24AO-RN-E	240GNDD176		3/8"	81
24A8-RN-E	248RNDD176		3/8"	81



Archer Cross Reference



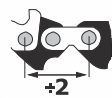
PMD INTERNATIONAL ARCHER GUIDE BAR	OREGON	GB	PITCH	DL
---------------------------------------	--------	----	-------	----

<i>PROMAX RN TYPE</i>	<i>POWER MATCH</i>		
24AO-RN-EX		3/8"	84
13A8-RN-HV	138RNDD009	3/8"	52
15A8-RN-HV	158RNDD009	3/8"	56
16A8-RN-HV	168RNDD009	3/8"	60
16AO-RN-HV	160RNDD009	3/8"	60
17A8-RN-HV	178RNDD009	3/8"	64
18A8-RN-HV	188RNDD009	3/8"	68
18A0-RN-HV	180RNDD009	3/8"	68
20A8-RN-HV	208RNDD009	3/8"	72
20AO-RN-HV	200RNDD009	3/8"	72
20A3-RN-HV	203RNDD009	3/8"	72
22A8-RN-HV	228RNDD009	3/8"	76
24AO-RN-HV	240RNDD009	3/8"	76
24A8-RN-HV	248RNDD009	3/8"	84
24A3-RN-HV	243RNDD009	3/8"	84
26A8-RN-HV	268RNDD009	3/8"	89
28AO-RN-HV	280RNDD009	3/8"	92
28A8-RN-HV	288RNDD009	3/8"	92
28A3-RN-HV	283RNDD009	3/8"	92
30AO-RN-HV	300RNDD009	3/8"	98
32AO-RN-HV	320RNDD009	3/8"	105
32A3-RN-HV	323RNDD009	3/8"	105
	323RNFD009	.404"	105
	343RNFD009	.404"	110
36A3-RN-HV	363RNDD009	3/8"	115
	363RNFD009	.404"	104
	423RNDD009	3/8"	135
16A8-RN-JO	168RNDD024	3/8"	60
18A8-RN-JO	188RNDD024	3/8"	68
20A8-RN-JO	208RNDD024	3/8"	72
	173RNFE031	.404"	60
17A3-RN-S	173RNDE031	3/8"	67
	213RNFE031	.404"	68
21A3-RN-S	213RNDE031	3/8"	75
15A8-RN-DS	158RNDB083	3/8"	56
18A8-RN-DS	178RNDB083	3/8"	64
21A8-RN-DS	208RNDB083	3/8"	72
17A8-RN-DO	178RNDD033	3/8"	64
20A8-RN-DO	208RNDD033	3/8"	72

Cross Reference



Archer



PMD INTERNATIONAL ARCHER GUIDE BAR	OREGON	GB	PITCH	DL
---------------------------------------	--------	----	-------	----

PROMAX RN TYPE

POWER MATCH

24A8-RN-DO			3/8"	80
29A8-RN-DO			3/8"	96
15B8-RN-PO	158RNBK041		.325"	64
16BO-RN-PO	160RNBK041		.325"	66
16B8-RN-PO	168RNBK041		.325"	66
18BO-RN-PO	180RNBK041		.325"	72
20B8-RN-PO	208RNBK041		.325"	80
	160RNDD196		3/8"	60
	200RNDD196		3/8"	70
	240RNDD196		3/8"	81
16AO-RN-MA	160RNDD276		3/8"	60
20AO-RN-MA	200RNDD276		3/8"	71
24AO-RN-MA	240RNDD276		3/8"	81
15B3-RN-SN	153RNBD025		.325"	62
15A3-RN-SN	153RNDD025		3/8"	56
16BO-RN-SN	160RNBD025		.325"	67
16AO-RN-SN	160RNDD025		3/8"	60
16B3-RN-SN	163RNBD025		.325"	67
16A3-RN-SN	163RNDD025		3/8"	60
18BO-RN-SN	180RNBD025		.325"	74
18AO-RN-SN	180RNDD025		3/8"	66
18B3-RN-SN	183RNBD025		.325"	74
18A3-RN-SN	183RNDD025		3/8"	66
20BO-RN-SN	200RNBD025		.325"	81
20AO-RN-SN	200RNDD025		3/8"	72
20A3-RN-SN	203RNDD025		3/8"	72
20B3-RN-SN	203RNBD025		.325"	72
25AO-RN-SN	240RNDD025		3/8"	84
25A3-RN-SN	243RNDD025		3/8"	84
28A3-RN-SN	283RNDD025		3/8"	91
28AO-RN-SN	280RNDD025		3/8"	91
28F3-RN-SN	283RNFD025		.404"	83
30AO-RN-SN	300RNDD025		3/8"	98
30A3-RN-SN	303RNDD025		3/8"	98
32AO-RN-SN	320RNDD025		3/8"	105
32A3-RN-SN	323RNDD025		3/8"	105
	323RNFD025		.404"	95
34A3-RN-SN	343RNDD025		3/8"	110
36A3-RN-SN	363RNDD025		3/8"	114



Archer **Cross Reference**



PMD INTERNATIONAL ARCHER GUIDE BAR	OREGON	GB	PITCH	DL
---------------------------------------	--------	----	-------	----

PROMAX RN TYPE

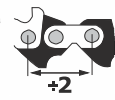
POWER MATCH

	363RNFD025		.404"	104
42A3-RN-SN	423RNDD025		3/8"	135

Cross Reference



Archer



PMD INTERNATIONAL ARCHER GUIDE BAR	OREGON	OREGON	PITCH	DL
LASER MAX HS TYPE	LASER TIP	LASER LITE		
16XO-HS-HV	160ATMD009	160LAMD009	3/8"	60
16X8-HS-HV	168ATMD009	168LAMD009	3/8"	60
16X3-HS-HV	173ATMD009		3/8"	68
18XO-HS-HV	180ATMD009	180LAMD009	3/8"	68
18X8-HS-HV	188ATMD009	188LAMD009	3/8"	68
20XO-HS-HV	200ATMD009	200LAMD009	3/8"	72
20X3-HS-HV	203ATMD009	203LAMD009	3/8"	72
20X8-HS-HV	208ATMD009	208LAMD009	3/8"	72
24XO-HS-HV	240ATMD009	240LAMD009	3/8"	84
24X3-HS-HV	243ATMD009	243LAMD009	3/8"	84
24X8-HS-HV	248ATMD009	248LAMD009	3/8"	84
16XO-HS-SN	160ATMD025	160LAMD025	3/8"	60
16X3-HS-SN	163ATMD025	163LAMD025	3/8"	60
18XO-HS-SN	180ATMD025	180LAMD025	3/8"	66
18X3-HS-SN	183ATMD025	183LAMD025	3/8"	66
20XO-HS-SN	200ATMD025	200LAMD025	3/8"	72
20X3-HS-SN	203ATMD025	203LAMD025	3/8"	72
25XO-HS-SN	240ATMD025	240LAMD025	3/8"	84
25X3-HS-SN	243ATMD025	243LAMD025	3/8"	84
16XO-HS-EX	160ATMD176	160LAMD176	3/8"	60
16XO-HS-E			3/8"	59
18XO-HS-EX	180ATMD176	180LAMD176	3/8"	66
18XO-HS-E			3/8"	64
20XO-HS-E	200ATMD176	200LAMD176	3/8"	70
20XO-HS-EX			3/8"	72
24XO-HS-E			3/8"	81
24XO-HS-EX			3/8"	84
13X8-HS-UH			.325"	56
14X8-HS-UH			.325"	60
15X8-HS-UH			.325"	64
17XO-HS-UH	160ATMK095		3/8"	60
16XO-HS-UH	160ATMZ095		.325"	66
	160ATMZ095		3/8"	59
17X8-HS-UH	168ATMK095		3/8"	60
17X8-HS-UH			.325"	68
20XO-HS-UHX	180ATMK095		3/8"	68
18XO-HS-UH	180ATMZ095		.325"	72
	188ATMK095		3/8"	68
21XO-HS-UH	200ATMK095		3/8"	72



Archer Cross Reference

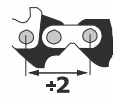


PMD INTERNATIONAL ARCHER GUIDE BAR	OREGON	OREGON	PITCH	DL
LASER MAX HS TYPE	LASER TIP	LASER LITE		
20XO-HS-UH	200ATMZ095		.325"	78
	200ATMZ095		3/8"	70
21X8-HS-UH	208ATMK095		3/8"	72
12XO-HS-PO		120LAXA041	3/8" LP	47
14XO-HS-PO		140LAXA041	3/8" LP	52
16XO-HS-PO		160LAXA041	3/8" LP	58
12XO-HS-HX		120LAXA061	.325"	53
14XO-HS-HX		140LAXA061	.325"	59
16XO-HS-HX		160LAXA061	.325"	67
16X8-HS-JO	168ATMD024		3/8"	60
18X8-HS-JO	188LAMD024	188LAMD024	3/8"	68
20X8-HS-JO	208ATMD024		3/8"	72
23X8-HS-JO	238ATMD024		3/8"	80
25X8-HS-JO	258ATMD024		3/8"	88
30X8-HS-JO	308ATMD024		3/8"	98
15X8-HS-DS	158ATMB083		3/8"	56
18X8-HS-DS	178ATMB083		3/8"	64
21X8-HS-DS	218ATMB083		3/8"	72
24X8-HS-DS			3/8"	80
17X3-HS-DO	173ATMD033		.404"	61
21X3-HS-DO			.404"	70
25X3-HS-DO			.404"	78
30X3-HS-DO			.404"	92
33X3-HS-DO			.404"	100
37X3-HS-DO			.404"	109
44X3-HS-DO			.404"	126
17X8-HS-DOL			3/8"	64
20X8-HS-DOL	208ATMD033		3/8"	72
24X8-HS-DOL			3/8"	80
21X3-HS-H	213ATMF014		3/8"	78
25X3-HS-H	253ATMF014		3/8"	90
17X3-HS-S	173ATLE031		.404"	66
21X3-HS-S	213ATLE031		.404"	75
25X3-HS-S	253ATLE031		.404"	88
17X3-HS-S	173ATME031		.404"	60
21X3-HS-S	173ATME031		.404"	75
25X3-HS-S	173ATME031		.404"	88
21X3-HS-SL	213ATLE086		.404"	72
25X3-HS-SLD	253ATLE099		.404"	84

Cross Reference



Archer



PMD INTERNATIONAL ARCHER GUIDE BAR	OREGON	OREGON	PITCH	DL
<i>LASER MAX HS TYPE</i>	<i>LASER TIP</i>	<i>LASER LITE</i>		
30X3-HS-SLD	303ATLE099		.404"	92
33X3-HS-SLD			.404"	100
36X3-HS-SLD	363ATLE099		.404"	104
42X3-HS-SLD	423ATLE099		.404"	122



Archer Cross Reference



PMD INTERNATIONAL ARCHER GUIDE BAR	OREGON	GB	PITCH	DL
<i>MINI MAX CL TYPE</i>	<i>PRO 91</i>	<i>DOUBLE GUARD 91</i>		
12DO-CL-PO	120GPEA041	120SDEA041	3/8" LP	45
		120SDEZ041	3/8" LP	46
14DO-CL-PO	140GPEA041	140SDEA041	3/8" LP	52
16DO-CL-PO	160GPEA041	160SDEA041	3/8" LP	57
		160SDEZ041	3/8" LP	56
18DO-CL-PO	180SDEA041		3/8" LP	
		080SDEA218	3/8" LP	34
		100SDEA218	3/8" LP	39
12DO-CL-M	120SPEA218	120SDEA218	3/8" LP	44
14DO-CL-M	140SPEA218	140SDEA218	3/8" LP	49
16DO-CL-M	160SPEA218	160SDEA218	3/8" LP	55
18DO-CL-M		180SXEA218	3/8" LP	60
12DO-CL-SW		120SDEA074	3/8" LP	44
14DO-CL-SW	140SPEA074	140SDEA074	3/8" LP	50
16DO-CL-SW	160SPEA074	160SDEA074	3/8" LP	55
12DO-CL-F		120SDEA064	3/8" LP	45
14DO-CL-F	140SPEA064	140SDEA064	3/8" LP	52
16DO-CL-F	160SPEA064	160SDEA064	3/8" LP	56
12DO-CL-HX	120GPEA061	120DGEA061	3/8" LP	48
	140GPEA061		3/8" LP	52
14DO-CL-HX		140DGEA061	3/8" LP	53
16DO-CL-HX	160GPEA061	160DGEA061	3/8" LP	59
12DO-CL-UHX	120SPEA095	120SDEA095	3/8" LP	45
	140SPEA095	140SDEA095	3/8" LP	52
	160SPEA095	160SDEA095	3/8" LP	56
		120SDEA089	3/8" LP	45
		140SDEA089	3/8" LP	50
		160SDEA089	3/8" LP	56
		140SZEB100	3/8" LP	52
		120SXEB004	3/8" LP	47
		140SXEB004	3/8" LP	53
		160SXEB004	3/8" LP	58



Archer
AUSTRALIA

Sprocket Catalogue | 2010



the sprocket specialists



Contents



Archer

Sprocket Features	4
Manufacturing System	5
Rims	6-9
Sprocket Application	10-19
with price code	
Sprocket Cross Reference	20-28
with Oregon and GB	
Sprocket Drawing Measurements	29-39



Archer



Archer sprockets are made from one piece (yes one piece). Please check out these features:

- One piece cold forged sprockets.
- No welding or press fitting together.
- Archer sprockets are much stronger and will last longer.
- Pro Spur (SP type) and Spline & Rim (PD power drive) available.
- Sprockets fitted with bearings.
- PD spline sprockets fitted with Rims.
- Private label available (minimum quantity)
- Widest range available.
- We will manufacture all new sprockets or specific sprockets you require.





Archer

**The Archer Sprocket
Manufacturing System
is Quality Assured
& Technologically Advanced**



Alloy Steel



Heat & Pressed Billet



**Hot Forged
from Separate Dies**



**Finished Sprocket
Special Heat Treatment,
Precision Ground &
Machined**



Archer

RIMS



Archer replacement high quality investment cast rims provide long wear life, whilst maintaining excellent levels of performance

- The rim floats on the splined hub, allowing chain and sprocket to self align with the bar groove.
- Chain pitch can be changed without having to replace the entire system.
- The rim absorbs a majority of the sprocket wear and by being replaceable, extends the life and value of the sprocket system.

NOTE: The standard pack quantity for purchasing Archer rims is in multiples of ten.

Rim Sprocket Part Numbering System


R	S T	3 7 5	7
↓	↓	↓	↓
R	ST	375	7
RIM TYPE	SPLINE SIZE	PITCH	TEETH
	MI = MINI SM = SMALL ST = STANDARD	375 = 3/8" 325 = .325" .404" = .404 250 = 1/4	



Replacement Rim Sprocket Reference Chart

PITCH	TOOTH	SPLINE SIZE	ARCHER PART No.	GB PART No.	OREGON PART No.	WINDSOR PART No.
3/8"	7	STD.	RST-375-7	GBA7L7	68210	04-3771
3/8"	8	STD.	RST-375-8	GBA8L7	22273	04-3781
3/8"	7	SMALL	RSM-375-7	GBA7S7	18720	04-3772
.404	7	STD.	RST-404-7	GBB7L7	22270	04-4071
.325"	8	SMALL	RSM-325-8	GBJ8S7	11891	04-3282
.325"	7	SMALL	RSM-325-7	GBJ7S7	11892	04-3272
.325"	7	MINI	RMI-325-7	GBJ7M7	N/A	N/A
3/8"	7	MINI	RMI-375-7	GBA7M7	N/A	N/A
.404	8	STD.	RST-404-8	GBB8L7	13313	N/A
.325"	9	STD.	RST-325-9	GBJ9L7	N/A	N/A
1/4	9	SMALL	RSM-250-9	GBK9S7	N/A	N/A

Mini




RMI-325-7
.325" - 7 tooth



RMI-375-7
3/8" - 7 tooth

Small



RSM-250-9
1/4" - 9 tooth



RSM-325-7
.325" - 7 tooth




RSM-375-7
3/8" - 7 tooth



RSM-325-8
.325" - 8 tooth



Standard



RST-375-7
3/8" - 7 tooth



RST-325-9
.325" - 9 tooth



RST-404-7
.404 - 7 tooth



RST-375-8
3/8" - 8 tooth



RST-404-8
.404 - 8 tooth



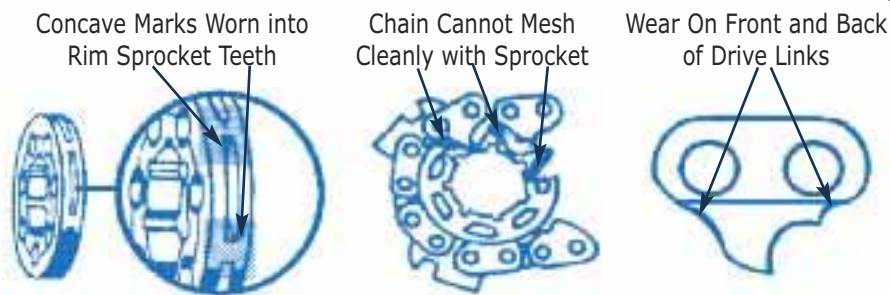


AXXOM Technical Tip

Worn sprocket rims are more difficult to detect than worn spur sprockets. AXXOM strongly recommends a new sprocket with every new saw chain. In the process, you can eradicate many of your customers' concerns regarding chain stretch and extends the life of a new chain.

Most sprocket problems are caused by loose chain tension and failure to replace the sprocket or clutch drum when necessary. Sprockets are inexpensive. One worn inexpensive sprocket can quickly damage an expensive chain and bar. Do not try to save money by running new chains on old sprockets. Look for the conditions below and change sprockets and clutch drums promptly.

Rim Sprocket Wear





CHAINSAW MAKE & MODELS	Chain Pitch	Teeth No.	Price Code	PMD SPUR No.	PMD SPLINE & RIM	PMD RIM No.	Bearing No.	Crank Dia.
ALPINA								
330, 380, 35, 40, 432, 438, 482	3/8" LP	6	A	SP5001	PD5001	RSM-375-7	101310	10
400, P402, P420, P422, P442, P450, P460, P462, P472, P482, P500, P510, P522	.325"	7	B	SP5002	PD5002	RSM-325-7	101412	10
P34, P350, P360, P361, P370, P371, P390, P391, P411	3/8" LP	6	A	SP5003			101410	10
	.325"	7	B	SP5006			101410	10
PR270, PR280	3/8" LP	6	B	SP5005				
P760, 700, 800	3/8"	7	C	SP5008				
P680, 40, 41, 45	3/8"	7	C	SP5007	PD5007	RSM-375-7	101412	
	.325"	7	C					

DOLMAR

112, 113, 114, 116, 117, 119, 120 120 SUPER	3/8"	8	D	SP5016	PD5016	RST-375-8	141815	14
	3/8"	7	D	SP5017	PD5017	RST-375-7	141815	14
	.325"	8					141815	14
CA, 122, 122SL, 123, 133, 143, CA113	3/8"	8	C	SP5018	PD5018	RST-375-8	151815	15
	.404"	7	C	SP5019	PD5019	RST-404-7	151815	15
CC, SUPER CC, CX, 144CC, 116	3/8"	8	D	SP5020	PD5020	RST-375-8	141815	14
	.404"	8	D	SP5021	PD5021	RST-404-8	141815	14
152, 153, 166, 163	3/8"	8	C	SP5022	PD5022	RST-375-8	151817	15
	.404"	7	C	SP5023	PD5023	RST-404-7	151817	15
PS33, 100, 102, PS400, 340, 341, 342, 344, 350, 401, 410, 400 PS411	3/8" LP	6	A	SP5024			101412	10
	.325"	7	B	SP5025			101412	10
6000, 6800	3/8"	7	C		PD5026	RST-375-7	141815	14
	.404"	7	C		PD5027	RST-404-7	141815	14
109, 110, 111, 115, PS43, 51, PS52, PS540	3/8" LP	6	B	SP5028	PD5028	RSM-375-7	121513	12
	.325"	8	B	SP5029	PD5029	RSM-325-8	121513	12
	.325"	7	B		PD5031			
103, 105, 108	3/8" LP	7	A	SP5030			81210	8
	3/8"	7	B				81210	8
	.325"	8	B	SP5035			81210	8
104, 106	3/8" LP	6	A	SP5380			C1418	7/16
290E	3/8" LP	6	A	SP5100			101310	10
101	3/8" LP	6	A	SP5378				13/32
9000, PS9010	3/8"	7	B	SP5032			101612	
7300, 7900, 7301, 7901, 6400	3/8"	7	B	SP5033			101612	
PS34	3/8" LP	6	B	SP5034			81210	8
PS460, 510, 5100, 4600, 5000	.325"	7					101412	
PS3300	.325"	7						
PS3400								

ECHO

CS1100, CS1200, CS1201	.404"	7	D	SP5052			151917	
C100, CS100	.404"	7	D	SP5053			151917	



CHAINSAW MAKE & MODELS	Chain Pitch	Teeth No.	Price Code	PMD SPUR No.	PMD SPLINE & RIM	PMD RIM No.	Bearing No.	Crank Dia.
ECHO continued								
CS270, CS280, CS280E, CS290, CS300, CS328, CS2800, CS2900	3/8" LP	6	A	SP5054	PD5054	RSM-375-7	81110	8
	1/4	8	B	SP5055	PD5055	RSM-250-9	81110	8
CS301	3/8" LP	6	A	SP5056	PD5056	RSM-375-7	101310	10
	1/4	8	B	SP5057	PD5057	RSM-250-9	101310	10
CS302, CS310, CS315, CS330, CS351, CS360	3/8" LP	6	A	SP5058	PD5058	RSM-375-7	81110	8
	.325"	7	B	SP5059	PD5059	RSM-325-7	81110	8
	1/4	8	B	SP5060	PD5060	RSM-250-9	81110	8
CS3600, CS3700, CS3900, CS400, CS4100, CS420, CS4200, CS440, CS4400, CS4510, CS4600,	.325"	7	A	SP5061	PD5061	RSM-325-7	101410	10
	3/8"	7	C	SP5062	PD5062	RSM-375-7	101410	10
CS450, CS451, CS451VL, CS452, CS550, CS500, FARMA, CS510, CS600 EVL TWIN, CS610	3/8"	7	D	SP5063	PD5063	RSM-375-7	101413	10
	.404"	7	D	SP5064			101413	10
	.325"	7	D	SP5065	PD5065	RSM-325-7	101413	10
CS601, CS601 VL	3/8"	7	C	SP5066				
	.404"	7	C	SP5067				
CS60, CS60S	3/8"	7	B	SP5068	PD5068	RST-375-7	141713	14
CS602VL, CS702VL, CS750VL	3/8"	7	D	SP5069	PD5069	RST-375-7	101413	10
	.404"	7	D	SP5070	PD5070	RST-404-7	101413	10
CS701, CS701SVL	3/8"	7	C	SP5071				
	3/8"	7	C	SP5072				
CS900, CS1001	.404"	7	D	SP5073			141713	14
CS4000, CS4010, CS4500, CS4600, CS4601, CS5000, CS5200, CS5500	.325"	7	C	SP5074			121510	12
CS6700, CS6701, CS6702, CS6703, CS680	3/8"	7	C	SP5075	PD5075	RST-375-7	121812	12
CS8000, CS8001, CS8002	3/8"	7	C	SP5076	PD5076	RST-375-7		
CS3000, CS3350, CS3400, CS340, CS341, CS3450, CS346, CS3500, CS3050, CS320T, CS350T	3/8" LP	6	A	SP5077			101313	10
	1/4	8	B	SP5078	PD5078	RSM-250-9	101313	10
CS801, CS802, CS901, CS8021	.404"	7	D	SP5079			141713	14
CS2600, CS2600ES, CS260T, CS2700, CS270, CS320T, CS350T	3/8" LP	6	A	SP5080	PD5080	RSM-375-7	101313	10
CS350W	1/4	8	B	SP5084	PD5084		101313	10
CS5000, CS5501, CS5100	.325"	7	C	SP5081				
CS650, CS660	3/8"	7	B	SP5082	PD5082			10
CS370	.325"	7	B	SP5083				

FRONTIER

MARK1, MARK11, F3335, F35VIP	3/8" LP	6	B	SP5100			101310	10
VIP, FB35	.325"	7	B	SP5101			101310	10

HOMELITE

XL MINI, SLX MINI AO, 5240, 200, XL-100, XL-101, XL, XL2, SUPER 2, VI SUPER 2, 180, 190, 192	3/8" LP	6	A	SP5111			B68	3/8"
150AO, EZ-250AO, XL-101, VI-123, EZ, EZAO, SEZ-AO	3/8"	7	C	SP5113	PD5113	RST-375-7	101208	5/8

*350, *350HG, *350SL

* units with S clutch



CHAINSAW MAKE & MODELS

Chain Pitch	Teeth No.	Price Code	PMD SPUR No.	PMD SPLINE & RIM	PMD RIM No.	Bearing No.	Crank Dia.
-------------	-----------	------------	--------------	------------------	-------------	-------------	------------

HOMELITE *continued*

330, 330, 360, 410, XL76, XL100, XL102, XL103, XL104, XL112 XL114, XL122, XL123, VI123, VI125, *350, *350HG	3/8"	7	D	SP5114	PD5114	RST-375-7	101208	5/8
	.404"	7	D					
* units with 2 5/8 clutch & 5/8 shaft								
EZ, 101, 150 AUTO, SUPER EZ240, 245, XL1, MINI EZ	.325"	8	B	SP5115	PD5115	RSM-325-8	B68	3/8"
SUPER EZ 200	3/8" LP	6	A	SP5116	PD5116	RSM-375-7	B68	3/8"
750	.404"	7	D	SP5117			101208	5/8
XL-12 before serial #1735838, XL-15, XL-400, XL-500, XL-600, C52	3/8"	7	D	SP5118	PD5118	RST-375-7	B88	0.5
	.404"	7	D	SP5119	PD5119	RST-404-7	B88	0.5
XL-12 after serial #1735838, SUPER XL, XLAO, XL400, XL500	3/8"	7	D	SP5120	PD5120	RST-375-7	101208	5/8
XL800, SLX925, SXL952, VI944, VI955, 450, 550, 923, 8800	.404"	7	D	SP5121	PD5121	RST-404-7	101208	5/8
600, 650, 750, C-72, ZIP, XP1000, XP1100, XP1020, C5, C7, C9, C51, C71, C91, EZ6, 700D, 707D, 770D, 755D	3/8"	7	C	SP5122	PD5122	RST-375-7	B910	9/16
	.404"	7	D	SP5123	PD5123	RST-404-7	B910	9/16
	.404"	8	D	SP5124	PD5124	RST-404-8	B910	9/16
2100, 1050, XP1020, XP2000	.404"	8	D	SP5125	PD5125	RST-404-8	131110	0.6693
20, 23, 25, 3300, 3350, 3800, 3850, 3314, 3316, D4150B, D4550B	3/8" LP	6	A	SP5126	PD5126	RSM-375-7	81210	8
	.325"	7	B	SP5132	PD5132	RSM-325-7	81210	8
25AV, 27AV, 4100, 4150, 4500, 4550	3/8"	7	B	SP5127				
	.325"	7	B					
XL100, XL104, XL113, XL102, 410, XL103, XL122, XL123	3/8"	7	B	SP5128				
350, 360, 380	3/8"	7	B	SP5129				
XL103, XL104, XL112, XL114, XL122	3/8"	7	B	SP5130				
250, 252, CS40	.325"	8	B	SP5131				

HUSQVARNA

40, 45, 49	1/4	8	D		PD5151	RSM-250-9	81008	0.5
	.325"	7	B	SP5152	PD5152	RSM-325-7	81008	0.5
39, 44, 140, 235, 240P, 444	.325"	7	C	SP5154	PD5154	RSM-325-7	B78	7/16
	.325"	8	C	SP5155	PD5155	RSM-325-8	B78	7/16
61, 66, 162, 222, 266, 268, 272, RANCHER 61	3/8"	7	D	SP5156	PD5156	RST-375-7	89502	0.5
	3/8"	8	D	SP5157	PD5157	RST-375-8	89502	0.5
	.404"	7	D	SP5158	PD5158	RST-404-7	89502	0.5
65, 77, 160, 165, 180, 263, 260, 280, 380, 480	3/8"	7	D	SP5159	PD5159	RST-375-7	810	0.5
	3/8"	8	D	SP5160	PD5160	RST-375-8	810	0.5
	.404"	7	D	SP5161	PD5161	RST-404-7	810	0.5
181, 185, 281, 285, 288, 298, 1100, 2100, 2101, 394, 395, 395XP	3/8"	7	D	SP5162	PD5162	RST-375-7	91110	9/16
	3/8"	8	D	SP5163	PD5163	RST-375-8	91110	9/16
	.404"	7	D	SP5164	PD5164	RST-404-7	91110	9/16
162, 268, 272, 288	3/8"	7	D		PD5186	RST-375-7	81008	0.5
246, 335	3/8" LP	6	B	SP5165			101412	10
	1/4	8	D		PD5166	RSM-250-9	101412	10
42, 133, 234, 238, 242	.325"	7	B	SP5167	PD5167	RSM-325-7	B78	7/16
42, 242 after serial #3441001	.325"	7	B	SP5168	PD5168	RSM-325-7	B78	7/16
254 after serial #3450001, 257 after serial #3140001, 262 after serial #3450001	.325"	7	B	SP5169	PD5169	RSM-325-7	81008	0.5
	.325"	8	B	SP5170	PD5170	RSM-325-8	81008	0.5
	3/8"	7	B	SP5171	PD5171	RSM-375-7	81008	0.5
340, 345, 346XP, 350, 351, 353 (SMALL SPLINE)	3/8"	7	B	SP5177	PD5177	RSM-375-7	81008	0.5
	.325"	7	B	SP5172	PD5172	RSM-325-7	81008	0.5



CHAINSAW MAKE & MODELS	Chain Pitch	Teeth No.	Price Code	PMD SPUR No.	PMD SPLINE & RIM	PMD RIM No.	Bearing No.	Crank Dia.
HUSQVARNA <i>continued</i>								
355, 357XP, 359, 359EP (STANDARD SPLINE)	3/8"	7	B	SP5177	PD5173	RST-375-7	81008	0.5
	.325"	9	B		PD5178	RST-325-9	81008	0.5
50, 51, 154, 254, 262, 55, 257	.325"	7	B	SP5174	PD5174	RSM-325-7	81008	0.5
	.325"	8	B	SP5175	PD5175	RSM-325-8	81008	0.5
	3/8"	7	B	PD5176	PD5176	RSM-375-7	81008	0.5
33, 34, 35, 37, 38	3/8" LP	6	B	SP5100			101310	10
	.325"	7	B	SP5101			101310	10
36, 41, 136, 137, 141, 142	3/8" LP	6	B	SP5331	PD5331		101412	10
	.325"	7	B		PD5332		101412	10
	.325"	7	B	SP5330	PD5330		101412	10
362, 365, 371, 372XP, 570, 575XP, 385	3/8"	7	C	SP5242	PD5242	RST-375-7	81008	0.5
	.325"	7	C	SP5245	PD5245	RST-325-9	81008	0.5
385, 390	3/8"	7	B	SP5184	PD5184			
3120XP	.404"	7	D			RST-404-7	91110	9/16
	3/8"	7						
334T, 335, 336, 338XPT, 339	3/8" LP	6	B	SP5179	PD5179			
435, 440, 445, 450, 455, 460	.325"	7	B	SP5180	PD5180			0.5
	3/8"	7	B	SP5181	PD5181			0.5
141	.325"	7	B	SP5182	PD5182			
	3/8" LP	6	B	SP5183	PD5183			

JONSERED

45, 49, 50, 51, 52, 451, 452, 521	.325"	7	B	SP5226	PD5226	RSM-325-7	81008	0.5
	.325"	8	B		PD5227	RSM-325-8	81008	0.5
	3/8"	8	B	SP5228	PD5228	RSM-375-7	81008	0.5
410, 420, 425, 435, 2041, 2045, 2050	.325"	7	B	SP5229	PD5229	RSM-325-7	81008	0.5
	.325"	8	B	SP5230	PD5230	RSM-325-8	81008	0.5
450, 455, 510, 520, 525, 535, 540, 2044 2051, 2052, 2054, 2055	.325"	8	B	SP5231	PD5231	RSM-325-8	121613	12
	3/8"	7	B	SP5232	PD5232	RSM-375-7	121613	12
	.325"	7	B	SP5233	PD5233	RSM-325-7	121613	12
60, 62, 66, 70, 601, 621	3/8"	8	C	SP5234			151917	15
75, 80, 81, 90, 751, 801, 910	3/8"	8	C	SP5235	PD5235	RST-375-8	151917	15
	3/8"	7	C		PD5236	RST-375-7	151917	15
	.404"	8	C	SP5237	PD5237	RST-404-8	151917	15
820, 830, 920, 930	.325"	7	D	SP5238	PD5238	RST-325-9	141813	14
	3/8"	8	D	SP5239	PD5239	RST-375-8	141813	14
	.404"	7	D	SP5240	PD5240	RST-404-7	141813	14
2095 TURBO	3/8"	7	C	SP5241				
2071*, 2065, 2165, 2171, 2186, 2063 * needs spacer	3/8"	7	C	SP5242	PD5242	RST-375-7	81008	0.5
	.325"	7	C	SP5245	PD5245	RST-325-9	81008	0.5
2083, 2077	3/8"	7	C	SP5243	PD5243	RST-375-7	121613	12
2094, 2095	3/8"	7	C		PD5244	RST-375-7		
36, 361, 365, 370, 380	3/8" LP	6	B	SP5100			101310	10
	.325"	7	B	SP5101			101310	10
625, 630, 670, (After S/No)	3/8"	7	D	SP5156	PD5156	RST-375-7	89502	0.5
	3/8"	8	D	SP5157	PD5157	RST-375-8	89502	0.5
	.404"	7	D	SP5158	PD5158	RST-404-7	89502	0.5



CHAINSAW MAKE & MODELS

Chain Pitch	Teeth No.	Price Code	PMD SPUR No.	PMD SPLINE & RIM	PMD RIM No.	Bearing No.	Crank Dia.
-------------	-----------	------------	--------------	------------------	-------------	-------------	------------

JONSERED *continued*

2035, 2036, 2040, 2137	3/8" LP	6	B	SP5331	PD5331		101412	10
							101412	10
	.325"	7	B	SP5330	PD5330		101412	10
490, 590	.325"	7	B	SP5174	PD5174	RSM-325-7	81008	0.5
	.325"	8	B	SP5175	PD5175	RSM-325-8	81008	0.5
	3/8"	7	B	PD5176	PD5176	RSM-375-7	81008	0.5
2033	3/8" LP	6	B	SP5165			101412	10
2141, 2145, 2149, 2150, 2151, 2152, 2151, 2156, 2159, 2245, 2250	.325"	7	B	SP5172	PD5172	RSM-325-7	81008	0.5
	3/8"	7	B	SP5177	PD5177	RSM-375-7	81008	0.5
1020	3/8"	7	B					0.5
	.404"	7						
2045, 2050, 2063, 2041	1/4	8	D		PD5151	RSM-250-9	81008	0.5
	.325"	7	B	SP5152	PD5152	RSM-325-7	81008	0.5
CS2188, CS2186	3/8"	7	C	SP5242	PD5242	RST-375-7	81008	0.5
	.325"	7	C	SP5242	PD5242	RST-375-9	81008	0.5
CS2255	3/8"	7	C	SP5252				
	.325"	7	C	SP5253				
CS2138	3/8" LP	6	A	SP5250				

McCULLOCH

D44, 1.70-1.76, 105, 125, 200, 250, 300, 380, 440, 450, 550, 740, 790, 795, S797 CP125	.404"	7	D	SP5265	PD5265	RST-404-7	B910	9/16
	3/8"	8						9/16
DOUBLE EAGLE, 50, 57, TITAN 50, 57, 70	.325"	8	C	SP5266	PD5266	RSM-325-8	81008	0.5
SP105, SP125	.404"	7	D	SP5267				
MAC15, 1-40 Thru 1-53, 200, 250	.404"	7	D	SP5268				
MM-3AS, MAC6, PM6A, SUPER PRO 40, 3200, 365, ALL MINI MAC MODELS, TITAN 35-40, PROMAC 3025, 200-2016, 2316, 2318, 3000, 3210-3216, MAC 110-140, POWER MAC 310-340, PM 480, 120, EAGER BEAVER	3/8" LP	6	A	SP5269			101412	10
ProMac-55, PM-60, SP-60, CP-60, CP-70, 1-10, 2-10, MAC3-10, MAC4-10, MAC5-10, MAC6-10, MAC7-10, 10-10, 610, 650, PM750, PM655, PM700, PM800, 850, CP-80, SP-81, SP-81E	3/8"	7	D	SP5270	PD5270	RST-375-7	81008	0.5
	.404"	7	D	SP5271	PD5271	RST-404-7	81008	0.5
PM350, PM4000	.325"	7	C	SP5272			101412	10
PM46	.325"	8	C	SP5273	PD5273	RST-325-9		
PM36, 40	.325"	7	C	SP5274	PD5274	RSI-325-7		
4600, PROMAC 4700, 4900, 5000	.325"	8	C	SP5275				0.5
538, 540	3/8" LP	6						0.55
MAC950	3/8"	7						



CHAINSAW MAKE & MODELS	Chain Pitch	Teeth No.	Price Code	PMD SPUR No.	PMD SPLINE & RIM	PMD RIM No.	Bearing No.	Crank Dia.
MAKITA								
DCS33, DCS341, DC340, DCS400, DCS401	3/8" LP	6	A	SP5024			101412	12
	.325"	7	B	SP5025			101412	12
DCS6000, DCS6800	3/8"	7	C	SP5026	PD5026			14
DCS9010, DCS9000	3/8"	7	B	SP5032				
DCS5200, DCS520i, DCS43, DCS430, DCS4300, DCS52	3/8" LP	6	B	SP5028	PD5028	RSM-375-7	121513	12
	.325"	8	B	SP5029	PD5029	RSM-325-8	121513	12
	.325"	7	B		PD5031	RSM-325-7		
DCS34,	3/8" LP	6	B	SP5034				10

OLEO MAC

233, 234, 240, 241, 244, 340	.325"	7	B	SP5296			101412	10
	3/8" LP	6	A	SP5297	PD5297		101412	10
250, 251, 254, 264, 50A, 350 (OLD), 355, SUPER 250, BLITZ 350 AGRISTAR, 264 DELUXE	.325"	8	C	SP5298	PD5298	RSM-325-8	101413	10
	3/8"	7	C	SP5300	PD5300	RSM-375-7	101413	10
350 (OLD)	3/8"	7	C	SP5308			101413	10
970, 971, 980, 981	.404"	7	C		PD5301	RST-404-7	151815	
	3/8"	7	C		PD5302	RST-375-7	151815	
935	3/8" LP	6	B	SP5303			81110	0.5
930, 937, 938, 941, 942, 944, 945, 946, 947, 950, 951, 952	.325"	7	B	SP5304	PD5304	RSM-325-7	121513	12
	3/8"	7	B	SP5305	PD5305	RSM-375-7	121513	12
	.325"	7					121513	12
936, 940	3/8" LP	6	B	SP5306	PD5306	RSM-375-7	101313	10
	.325"	7	B		PD5308	RSM-325-7	101313	10
	3/8" LP	7	B	SP5307	PD5307	RSM-375-7	101313	10
260, 261, 271, 272, 280, 281, 284, 400, 460, 461, 480, 481, 482, 484	3/8"	8	C	SP5235	PD5235	RST-375-8	151917	15
	.404"	7	C	SP5237	PD5237	RST-404-7	151917	15
999	.404"	7	D	SP5529			141815	14
962, 956	.325"	7	B		PD5169	RSM-325-7	81008	0.5
	3/8"	7	B		PD5171	RSM-375-7	81008	0.5
931, 932	3/8" LP	6	A	SP5412				10

PARTNER

R16, R17, R18, R19, R20, F65, P70, S50, R21, R22, R429, 421, S50, F55, S55, S65, R240, R420, R421, 417, 700	3/8"	7	B	SP5327	PD5327	RST-375-7	141815	14
	.404"	7	B	SP5328	PD5328	RST-404-7	141815	14
P100, P85, R30, R35, R40, R435, R440, P18	.404"	7	D	SP5329				14
350, 351, 365, 405, P33XT, P4-18XT, P4-20XT, FORMULA 60	3/8" LP	6	B	SP5331	PD5331	RSM-375-7	101412	10
	.325"	7	B	SP5330	PD5330	RSM-325-7	101412	10
R14	.404"	7	D	SP5332				
P500, P5000, 400, 48, 49	.325"	7	B	SP5174	PD5174	RSM-325-7	81008	0.5
	.325"	8	B	SP5175	PD5175	RSM-325-8	81008	0.5
	3/8"	7	B	PD5176	PD5176	RSM-375-7	81008	0.5
Mini P3, P3, PA, 22, 330, 350, 1613, 1614, 1616, 1618	3/8" LP	6	B	SP5100			101310	10
	.325"	7	B	SP5101			101310	10
P400, P500, P545, P5000, P5100	.325"	7	B		PD5174	RST-325-7		0.5
	.325"	8	B		PD5175	RST-325-8		0.5
	3/8"	7	B		PD5176	RST-375-7		0.5
400, 410, 450, 460, 490, 510	.325"	7	B		PD5152	RST-325-7		0.5



CHAINSAW MAKE & MODELS

Chain Pitch	Teeth No.	Price Code	PMD SPUR No.	PMD SPLINE & RIM	PMD RIM No.	Bearing No.	Crank Dia.
-------------	-----------	------------	--------------	------------------	-------------	-------------	------------

PIONEER

P-38, P-41, P-42, P-51, 68210, P-52, P-60, P-61, P-62, Farmsaw, 700, 750, 11-50, 11-60, 14-10, 14-20, 1200, 1750, 1850, 2270, S2400, 3200	3/8"	7	D	SP5354		RST-375-7	B810	0.5
	.404"	7	D				B810	0.5

POULAN & POULAN PRO

20, MICRO 25, 1800, 2000, MICRO S25, 180, 205, 225, 235, 2100, 2300, 2400	3/8" LP	6	A	SP5378			58000	0.407
	1/4	8	D	SP5379	PD5379	RSM-250-9	58000	0.407
25, 25DA, S25DA	3/8" LP	6	A	SP5380	PD5380	RSM-375-7	C1418-1	7/16
	1/4	8	D	SP5381	PD5381	RSM-250-9	C1418-1	7/16
	.325"	7	B	SP5382	PD5382	RSM-325-7	C1418-1	7/16
285, 305, 330, 335, 336, 2700, 2800, 3000, 3300, 3350, 3450, 3500	.325"	7	C	SP5383	PD5383	RSM-325-7	81008	0.5
	360, 361, 400, 401, 450, 451	3/8"	7	B	SP5384	PD5384	RST-375-7	B88
375, 395, 3400, 3700, 3800, 4000	3/8"	7	C	SP5385	PD5385	RST-375-7	81008	0.5
	.404"	7	C	SP5386	PD5386	RST-404-7	81008	0.5
201, 202, 203, 204, 221, 222, 245A, 306A, 345, 4200, 4400, 4900, 5200, 5400	3/8"	7	C	SP5387	PD5387	RST-375-7	111413	0.5625
	.404"	7	C	SP5388	PD5388	RST-404-7	111413	0.5625
6900, 7700, 8500, 8510	3/8"	7	C	SP5389				
	.404"	7	C	SP5390				
210, 221, 230, 260, 1950, 2050, 2055, 2075, 2150, 2155, 2175, 2250, 2375, 2450, 2550, Wild Thing	3/8" LP	6	B	SP5391	PD5391	RSM-375-7	101310	10
	5500, 6000	3/8"	8	D	SP5020	PD5020	RST-375-8	141815
Super 6000	.404"	8	D	SP5021	PD5021	RST-404-8	141815	14
	3/8"	8	C	SP5022	PD5022	RST-375-8	151817	15
325	.404"	7	C	SP5023	PD5023	RST-404-7	151817	15
	.325"	7	B	SP5174	PD5174		81008	0.5
255, P600, 2275, 2500, 2600, 2700, 2750, 2775, 2900, 3050, PP210, PP295, PP3616, PP3816, PP4018, PP4618, WOODSHARK	3/8" LP	6	B	SP5331	PD5331	RSM-375-7	101412	10
	.325"	7	B				101412	10
415, 475	.325"	7	B	SP5330	PD5330	RSM-325-7	101412	10
	3/8"	7	B					

REDMAX / KOMATSU / ZENOAH

G250, G2500, G280, G300, G3000, G310, G320AVS, G3200, G3300	3/8" LP	6	A	SP5412			101313	10
	G380, G3800, G400AVS, G4000, G410AVS, G4100, G415, G4200, G455, G450, G4500	.325"	7	B	SP5413			
G561AVS, G620AVS, G621AVS, GT556	3/8"	6						
	.325"	7	D	SP5065	PD5065	RSM-325-7	101412	10
	3/8"	7	D	SP5063	PD5063	RSM-375-7	101412	10



CHAINSAW MAKE & MODELS	Chain Pitch	Teeth No.	Price Code	PMD SPUR No.	PMD SPLINE & RIM	PMD RIM No.	Bearing No.	Crank Dia.
SHINDAIWA								
305, 345, 340, 350, 352, 355, 415, 450, 500	.325"	7	B	SP5424			101316	10
	1/4	8	D	SP5425			101316	10
	3/8"	7	B	SP5426			101316	10
	3/8" LP	6	A	SP5427			101316	10
405, 406, 407, 410, 415, 416, 440, 450, 451, 446, 480, 485	.325"	7	B	SP5428			101316	10
	3/8"	7	B	SP5429			101316	10
488, 575, 580, 680, 685, 695, 577	3/8"	7	C	SP5430	PD5430	RST-375-7	131714	13
577	3/8"	7	D		PD5431	RST-375-7	131714	13
757, EC7500, EC7600	3/8"	7	D		PD5432	RST-375-7	131714	13
400	.325"	7	B		PD5433	RSM-325-7	101313	10
285, 300S, 360, 300, 394, 357, 377	3/8" LP	6	B	SP5434	PD5434	RSM-375-7	101316	10
	.325"	7	B	SP5435	PD5435	RSM-325-7	101316	10
	3/8"	7	B	SP5436	PD5436	RSM-375-7	101316	10
320T, 269T	3/8" LP	6	A	SP5080	PD5080	RSM-375-7	101313	10
	1/4	8	B	SP5084	PD5084	RSM-250-9	101313	10

SOLO

626, 642, 70 (with 88mm drum), 611	.404"	7	D	SP5467				14
647, 654, 616	.325"	8	B	SP5468	PD5468	RSM-325-8	121513	12
	3/8"	7	B	SP5469	PD5469	RSM-375-7	121513	12
620, 650, 655, 660	3/8"	7	C	SP5470			141815	14
603, 670, 680, 690, 681, 694	3/8"	7	D	SP5471			141815	14
	.404"	7	D	SP5472			141815	14
600, 605, 606 (with 60mm clutch), 631	3/8" LP	6	A	SP5473			101412	10
639, 644, 645, 650, 651, 651SP	.325"	7	B	SP5474	PD5474	RSM-325-7	101313	10
662, 667	3/8"	7	B	SP5475			141815	14
	.404"	7	C	SP5476			141815	14
605, 606 (with 58mm clutch), 632, 634, 638, 641	3/8" LP	6	A	SP5477			101412	10
	.325"	7	B	SP5478			101412	10
610, 615	.325"	7	B	SP5480			101310	10
635, 636	3/8" LP	6	B	SP5481			B810	
	.325"	7	B	SP5482			B810	
630, 633, 637, 640	3/8" LP	6	A	SP5483			B810	
341	.325"	7	B	SP5484			101412	10
643 IP	.325"	7						

STIHL

Electric Rim only	3/8" LP	7	A			REL D7		
	1/4	9	A			REL 9K		
E140, E180, MSE140, MSE180	3/8" LP	7						



**CHAINSAW
MAKE & MODELS**

Chain Pitch	Teeth No.	Price Code	PMD SPUR No.	PMD SPLINE & RIM No.	PMD RIM No.	Bearing No.	Crank Diameter
-------------	-----------	------------	--------------	----------------------	-------------	-------------	----------------

STIHL *continued*

MSE220	3/8"	8					
	.325"	8					
009, 009Q, 010, 010AVEQ, 010AVQ, 110AV, 011AVEQ	3/8" LP	6	A	SP5505			101313 10
	3/8" LP	7			PD5505	RSM-375-7	101313 10
	.325"	7					101313 10
	1/4"	8	D	SP5506	PD5506	RSM-250-9	101313 10
012	.325"	7	B	SP5507	PD5507		101313 10
	3/8" LP	6	B	SP5508	PD5508		101313 10
	1/4"	8					
015, 015AV, 105EL	3/8" LP	6	A	SP5509	PD5509	RMI-375-7	101313 10
	1/4"	8	D	SP5510	PD5510	RMI-250-9	101313 10
017, 018, 019, 019T, 021, 023, 025, MS210, MS250, MS170, MS180, MS190, 192 CE, MS230, MS192, MS191, MS192, MS211	3/8" LP	6	A	SP5535			101310 10
	3/8" LP	7	A		PD5535	RSM-375-7	101310 10
	.325"	7	B	SP5536	PD5536	RSM-325-7	101310 10
	.325"	8	B				101310 10
	1/4"	8	D		PD5537	RSM-250-9	101310 10
020, 020AV	3/8" LP	6	A	SP5009			101316 10
	1/4"	8	A				
MS192T, MS200T, 020T, 200T, MS200	3/8" LP	6	A	SP5511			101313 10
	3/8" LP	7	A		PD5511	RMI-375-7	101313 10
	1/4"	9	A	SP5512	PD5512	RMI-250-9	101313 10
	.325"	7	B				
024, 026 (prior to X25809074)	.325"	7	B	SP5513	PD5513	RSM-325-7	101310 10
	.325"	8	B				101310 10
	3/8"	7	B	SP5514	PD5514	RSM-375-7	101310 10
024, 026 (adjustable oiler), MS260, MS240, MS270, MS280, MS281	.325"	7	B	SP5515	PD5515	RSM-325-7	101310 10
	.325"	8	B				101310 10
	3/8"	7	B	SP5516	PD5516	RSM-375-7	101310 10
	3/8" LP	7	A				10
	3/8" LP	8	A				10
028	.325"	7	C	SP5517	PD5517	RSM-325-7	101323 10
	3/8"	7					101323 10
038, MS380, MS381	3/8"	7	D	SP5518	PD5518		121624 12
034, 036, 029, 039, MS290, MS360, MS361, MS390, MS310	3/8"	7	B	SP5519	PD5519	RSM-375-7	101310 10
	.325"	8					101310 10
	.325"	7	B	SP5520	PD5520	RSM-325-7	101310 10
MS360, 036QS, MS340, 034, 036	3/8"	7					101612 10
	.325"	8					101612 10
	.325"	7					101612 10
045AV, 045AVE, 045AVEQ, 056	3/8"	7	D	SP5521	PD5521	RST-375-7	141717 14
	3/8"	8	D	SP5522	PD5522	RST-375-8	141717 14
	.404"	7	D	SP5523	PD5523	RST-404-7	141717 14
030, 031, 032, 040, 041, FARM BOSS, MS310 (spacer provided)	3/8"	7	B	SP5524	PD5524	RST-375-7	121513 12
	.325"	8					121513 12
	.404"	7	D	SP5525	PD5525	RST-404-7	121513 12
042, 048	3/8"	7	D	SP5526	PD5526		121624 12
050, 051, 075, 076	3/8"	7	D	SP5527	PD5527	RST-375-7	141814 14
	3/8"	8	D	SP5528	PD5528	RST-375-8	141814 14
	.404"	7	D	SP5529	PD5529	RST-404-7	141814 14
08, 08S, S10	3/8"	7	B	SP5530	PD5530	RST-375-7	151817 15
	.404"	7	B	SP5531	PD5531	RST-404-7	151817 15

SPROCKET APPLICATION



Archer

CHAINSAW MAKE & MODELS	Chain Pitch	Teeth No.	Price Code	PMD SPUR No.	PMD SPLINE & RIM No.	PMD RIM No.	Bearing No.	Crank Diameter
STIHL continued								
070	.404"	7	B	SP5532	PD5532	RST-404-7	151822	15
090	.404"	7	D	SP5533	PD5533	RST-404-7	151822	15
	3/8"	7	D	SP5534	PD5534	RST-375-7	151822	15
044, 046, MS440, MS441, MS460	3/8"	7	C	SP5538	PD5538	RST-375-7	101612	10
	3/8"	8					101612	10
	.325"	7	C	SP5539	PD5539	RST-325-9	101612	10
064, 066, MS660	3/8"	7	D	SP5540	PD5540	RST-375-7	101612	10
	3/8"	8					101612	10
	.404"	7	D	SP5541	PD5541	RST-404-7	101612	10
084, 088, MS880	.404"	7	D	SP5542	PD5542	RST-404-7	121713	12
	3/8"	8	D		PD5544	RST-375-7	121713	12
07 (old model)	.404"	7	D	SP5543			151822	15

TANAKA

ECS35, ECS355, ECS3351, ECS405, 356, 350, 351, 370	3/8" LP	6	A	SP5594			101310	10
ECS415, ECS4000	.325"	7	B	SP5595			101310	10
ECS505, ECS650, ECS655, ECV5601	3/8"	7	B	SP5596				
TCS2801, EC290, 300, 320, 330, TCS3301, TCS3401	3/8" LP	6	A	SP5597			101310	10
ECV3801, ECV4501	3/8" LP	6	A	SP5598				
	.325"	7	B	SP5599				



CHAINSAW MAKE & MODELS

Chain Pitch	Teeth No.	PMD SPUR No.	PMD SPLINE & RIM No.	GB SPUR No.	GB PD No.	OREGON SPUR No.	OREGON PD No.	OEM SPUR No.	OEM PD No.
-------------	-----------	--------------	----------------------	-------------	-----------	-----------------	---------------	--------------	------------

ALPINA

330, 380, 35, 40, 432, 438, 482	3/8" LP	6	SP5001	PD5001	AL602R6N		28005		4121200
400, P402, P420, P422, P442, P450, P460, P462, P472, P482, P500, P510, P522	.325"	7	SP5002	PD5002		AL601SCJ7N	111185X		4121960
P34, P350, P360, P361, P370, P371, P390, P391, P411	3/8" LP	6	SP5003		AL603R6N		104102X		4121208
	.325"	7	SP5006						4122070
PR270, PR280	3/8" LP	6	SP5005		AL605R6N				6995176
P760, 700, 800	3/8"	7	SP5008						4121460
P680, 40, 41, 45	3/8"	7	SP5007	PD5007					4120800
	.325"	7							6995094

DOLMAR

112, 113, 114, 116, 117, 119, 120 120 SUPER	3/8"	8	SP5016	PD5016	DO158A8N	DO158LCA8N			119 223 100	120 223 101
	3/8"	7	SP5017	PD5017	DO158A7N	DO158LCA7N	38075X	27189X		119-223-100
	.325"	8								
CA, 122, 122SL, 123, 133, 143, CA113	3/8"	8	SP5018	PD5018	DO151A8N	DO151LCA8N		16372X		123-223-000
	.404"	7	SP5019	PD5019	DO151B7N	DO151LCB7N				
	3/8"	7								
CC, SUPER CC, CX, 144CC, 116	3/8"	8	SP5020	PD5020	DO153A8N	DO153LCA8N				
	.404"	8	SP5021	PD5021	DO153B8N	DO153LCB8N		27193X	112 223 062	
152, 153, 166, 163	3/8"	8	SP5022	PD5022	DO160A8N	DO160LCA8N				
	.404"	7	SP5023	PD5023	DO160B7N	DO160LCB7N		27193X	152 223 010	152-223-100
PS33, 100, 102, PS400, 340, 341, 342, 344, 350, 401, 410, 400 PS411, 350	3/8" LP	6	SP5024		DO157R6N		112135			
	.325"	7	SP5025		DO157J7N				206 223 100	
6000, 6800	3/8"	7		PD5026		DO164LCA7N		111450X		030-223-100
	.404"	7		PD5027		DO164LCB7N				
109, 110, 111, 115, PS43, 51, PS52, PS540	3/8" LP	6	SP5028	PD5028		DO162SCA7N		38824X		020 223 210
	.325"	8	SP5029	PD5029		DO162SCJ8N		32162X		020-223-100
	.325"	7		PD5031						
103, 105, 108	3/8" LP	7	SP5030		DO152R7N					
	3/8"	7								389 223 162
	.325"	8	SP5035		DO152J8N					389 223 082
104, 106	3/8" LP	6	SP5380		PO530-R60					
290E	3/8" LP	6	SP5100		FR181-R6N		28001			
101	3/8" LP	6	SP5378		PO529-R6N		28004			
9000, PS9010	3/8"	7	SP5032							25 223 041
7300, 7900, 7301, 7901, 6400	3/8"	7	SP5033							
PS34	3/8" LP	6	SP5034		EC201R6N		112130		036.223.111	
PS460, 510, 5100, 4600, 5000	.325"	7								
PS3300	.325"	7								
PS3400										

ECHO

CS1100, CS1200, CS1201	.404"	7	SP5052		EC219B7N					
C100, CS100	.404"	7	SP5053		EC200B7N					
CS270, CS280, CS280E, CS290, CS300, CS328, CS2800, CS2900	3/8" LP	6	SP5054	PD5054	EC201R6N	EC201SCA7N	27999	38032	175005-13931	
	1/4"	8	SP5055	PD5055		EC201SCK8N				
CS301	3/8" LP	6	SP5056	PD5056						175005-11530
	1/4"	8	SP5057	PD5057		EC203SCK9N				
CS302, CS310, CS315, CS330, CS351, CS360	3/8" LP	6	SP5058	PD5058	EC204R6N	EC204SCA7N	28000	38033	175005-11530	
	.325"	7	SP5059	PD5059	EC204J7N	EC204SCJ7N				
	1/4"	8	SP5060	PD5060	EC204K8N	EC204SCK9N				



CHAINSAW MAKE & MODELS	Chain Pitch	Teeth No.	PMD SPUR No.	PMD SPLINE & RIM No.	GB SPUR No.	GB PD No.	OREGON SPUR No.	OREGON PD No.	OEM SPUR No.	OEM PD No.
CS3600, CS3700, CS3900, CS400, CS4100, CS420, CS4200, CS440, CS4400, CS4510, CS4600	.325"	7	SP5061	PD5061	EC206J7N	EC206SCJ7N	38065X	29243X	A556-000171	175105-35430
	3/8"	7	SP5062	PD5062	EC206A7N	EC206SCA7N		30869X		
CS450, CS451, CS451VL, CS452, CS550, CS500, FARMA, CS510, CS600 EVL TWIN, CS610	3/8"	7	SP5063	PD5063	EC208A7N	EC208SCA7N	32794X	21358X	175005-14330	
	.404"	7	SP5064		EC208B7N					
	.325"	7	SP5065	PD5065	EC208J7N	EC208SCJ7N				
CS601, CS601 VL	3/8"	7	SP5066		EC210A7N					
	.404"	7	SP5067		EC210B7N					
CS60, CS60S	3/8"	7	SP5068	PD5068	EC212A7N	EC212LCA7N	32782X	16208X		175005-00230
CS602VL, CS702VL, CS750VL	3/8"	7	SP5069	PD5069	EC215A7N	EC215LCA7N	32798X	26098X		175005-12130
	.404"	7	SP5070	PD5070	EC215B7N	EC215LCB7N				
CS701, CS701SVL	3/8"	7	SP5071		EC213A7N					
	.404"	7	SP5072		EC213B7N					
CS900, CS1001	.404"	7	SP5073		EC218B7B		23136X			
CS4000, CS4010, CS4500, CS4600, CS4601, CS5000, CS5200, CS5500	.325"	7	SP5074		EC220J7N		34474X			
CS6700, CS6701, CS6702, CS6703, CS6800	3/8"	7	SP5075	PD5075	EC221A7N	EC221LCA7N				
CS8000, CS8001, CS8002	3/8"	7	SP5076	PD5076	EC222A7X	EC222LCA7X				
CS3000, CS3050, CS3350, CS3400, CS340, CS341, CS3450, CS346, CS3500, CS3050, CS320T, CS350T	3/8" LP	6	SP5077		EC202R6N		106906X		175005-39132	
	1/4"	8	SP5078	PD5078		EC202SCK9N			175007-39232	
CS801, CS802, CS901, CS8021	.404"	7	SP5079		EC217B7N					
CS2600, CS2600ES, CS260T, CS2700, CS270, CS320T, CS350T, CS350W	3/8" LP	6	SP5080	PD5080		EC205SCR6N			A556-000091	
	1/4"	8	SP5084	PD5084					A556-000101	
CS5000, CS5501, CS5100	.325"	7	SP5081							
CS650, CS660	3/8"	7	SP5082	PD5082			29313X	175005-14330		
CS370,	.325"	7	SP5083							

FRONTIER

MARK1, MARK11, F3335, F35VIP, VIP, FB35	3/8" LP	6	SP5100		FR181R6N		28001			
	.325"	7	SP5101		FR181J7N					

HOMELITE

XL MINI, SLX MINI AO, 5240, 200, XL-100, XL-101, XL, XL2, SUPER 2, VI SUPER 2, 180, 190, 192	3/8" LP	6	SP5111		HO100R6N		27958		A95653B	
150AO, EZ-250AO, XL-101, VI-123, EZ, EZAO, SEZ-AO, *350, *350HG, *350SL * units with S clutch	3/8"	7	SP5113	PD5113	HO112A7N	HO112LCA7N	30432X	30672X	A12294	A65987A
330, 330, 360, 410, XL76, XL100, XL102, XL103, XL104, XL112, XL114, XL122, XL123, VI123, VI125, *350, *350HG * units with 2 5/8 clutch & 5/8 shaft	3/8"	7	SP5114	PD5114	HO118A7N	HO118LCA7N	30688X	30685X	A94302	
	.404"	7								
EZ, 101, 150 AUTO, SUPER EZ240, 245, XL1, MINI EZ, SUPER EZ 200	.325"	8	SP5115	PD5115	HO110J8N	HO110SCJ8N				
	3/8" LP	6	SP5116	PD5116	HO110R6N					
750	.404"	7	SP5117		HO120B7N					
XL-12 before serial #1735838, XL-15, XL-400, XL-500, XL-600, C52	3/8"	7	SP5118	PD5118	HO102A7N	HO102LCA7N		37990		
	.404"	7	SP5119	PD5119	HO102B7N	HO102LCB7N				
XL-12 after serial #1735838, SUPER XL, XLAO, XL400, XL500, XL800, SLX925, SXL952, VI944, VI955, 450, 550, 923, 8800	3/8"	7	SP5120	PD5120	HO113A7N	HO113LCA7N	30681X	30666X	A95620	A65990
	.404"	7	SP5121	PD5121	HO113B7N	HO113LCB7N				
600, 650, 750, C-72, ZIP, XP1000, XP1100, XP1020, C5, C7, C9, C51, C71, C91, EZ6, 700D, 707D, 770D, 755D	3/8"	7	SP5122	PD5122	HO108A7N	HO108LCA7N				
	.404"	7	SP5123	PD5123	HO108B7N	HO108LCB7N	22270	10616	A57344	
	.404"	8	SP5124	PD5124	HO108B8N	HO108LCB8N				
2100, 1050, XP1020, XP2000	.404"	8	SP5125	PD5125	HO109B8N	HO109LCB8N		14026X		



CHAINSAW MAKE & MODELS	Chain Pitch	Teeth No.	PMD SPUR No.	PMD SPLINE & RIM No.	GB SPUR No.	GB PD No.	OREGON SPUR No.	OREGON PD No.	OEM SPUR No.	OEM PD No.
HOMELITE <i>continued</i>										
20, 23, 25, 3300, 3350, 3800, 3850, 3314, 3316, D4150B, D4550B	3/8" LP	6	SP5126	PD5126	HO121R6N	HO121SCR6N	108567		A09024	
	.325"	7	SP5132	PD5132			524076			
	3/8"	7								
25AV, 27AV, 4100, 4150, 4500, 4550	3/8"	7	SP5127		HO122J7N					
	.325"	7							UP04560	
XL100, XL104, XL113, XL102, 410, XL103, XL122, XL123	3/8"	7	SP5128		HO106A7N					
350, 360, 380	3/8"	7	SP5129		HO111A7N					
XL103, XL104, XL112, XL114, XL122	3/8"	7	SP5130		HO116A7N					
250, 252, CS40	.325"	8	SP5131		HO124J8N				A00996	
HUSQVARNA										
40, 45, 49	1/4"	8		PD5151		HU407SCK9N				
	.325"	7	SP5152	PD5152	HU407J7N	HU407SCJ7N	106658X	35641X		504-5230-04
39, 44, 140, 235, 240P, 444	.325"	7	SP5154	PD5154	HU405J7N	HU405SCJ7N		19117X		501-4541-01
	.325"	8	SP5155	PD5155	HU405J8N	HU405SCJ8N				
61, 66, 162, 222, 266, 268, 272, RANCHER 61	3/8"	7	SP5156	PD5156	HU400A7N	HU400LCA7N	102469	26831	501-5140-01	501-8316-01
	3/8"	8	SP5157	PD5157	HU400A8N	HU400LCA8N	32071		501-6741-01	
	.404"	7	SP5158	PD5158	HU400B7N	HU400LCB7N				
65, 77, 160, 165, 180, 263, 260, 280, 380, 480	3/8"	7	SP5159	PD5159	HU402A7N	HU402LCA7N	32058	22209		501-2559-01
	3/8"	8	SP5160	PD5160	HU402A8N	HU402LCA8N	32125		501-6747-01	
	.404"	7	SP5161	PD5161	HU402B7N	HU402LCB7N	32125	24256		501-2037-01
181, 185, 281, 285, 288, 298, 1100, 2100, 2101, 394, 395, 395XP	3/8"	7	SP5162	PD5162	HU406A7N	HU406LCA7N	32059X	28094X	501-5977-02	503-62-59-03
	3/8"	8	SP5163	PD5163	HU406A8N	HU406LCA8N				
	.404"	7	SP5164	PD5164	HU406B7N	HU406LCB7N	39245	22132X	501-2930-01	501-5978-01
162, 268, 272, 288	3/8"	7		PD5186				26831		503-7014-01
246, 335	3/8" LP	6	SP5165		HU409R6N					
	1/4"	8		PD5166		HU409SCK9N				
42, 133, 234, 238, 242	.325"	7	SP5167	PD5167	HU408J7N	HU408SCJ7N		29105		501-6366-02
42, 242 after serial #3441001	.325"	7	SP5168	PD5168	HU412J7N	HU412SCJ7N		40068		
254 after serial #3450001, 257 after serial #3140001, 262 after serial #3450001	.325"	7	SP5169	PD5169		HU413SCJ7N		100758X		503-7261-01
	.325"	8	SP5170	PD5170		HU413SCJ8N		24139X		
	3/8"	7	SP5171	PD5171		HU413SCA7N		40070X		503-7009-01
	3/8"	7						100757		
340, 345, 346XP, 350, 351, 353 (SMALL SPLINE)	3/8"	7	SP5177	PD5177	HU414J7N	HU414SCJ7N	108308X	108215X	503-8730-72	503-9800-01
	.325"	7	SP5172	PD5172	HU414A7N			108565X		
355, 357XP, 359, 359EP (STANDARD SPLINE)	3/8"	7	SP5177	PD5173		HU415LCA7N		108565X		503-93-48-71
	.325"	9		PD5178						503-98-00-71
50, 51, 154, 254, 262, 55, 257	.325"	7	SP5174	PD5174	HU411J7N	HU411SCJ7N	38071X	29175X		505-3036-52
	.325"	8	SP5175	PD5175		HU411SCJ8N		24139X		
	3/8"	7	PD5176	PD5176		HU411SCA7N		36868X		
33, 34, 35, 37, 38	3/8" LP	6	SP5100		FR181-R6N		28001		507-1005-51	
	1/4"	9								
	.325"	7	SP5101		FR181-J7N					
36, 41, 136, 137, 141, 142	3/8" LP	6	SP5331	PD5331	PA475-R6N		41569X		530-06-93-15	
	.325"	7		PD5332			106656X			
	.325"	7	SP5330	PD5330	PA475-J7N	PA475SCJ7N	41725X	41726X	530-06-93-42	530-06-93-16
362, 365, 371, 372XP, 570, 575XP, 385	3/8"	7	SP5242	PD5242				105771X		503-7955-01
	.325"	7	SP5245	PD5245						503-93-95-71
385, 390	3/8"	7	SP5184	PD5184				111590X		537-1379-71
3120XP	.404"	7						37969X		
	3/8"	7						37395		503-1433-01
334T, 335, 336, 338XPT, 339	3/8" LP	6	SP5179	PD5179			522963X			



CHAINSAW MAKE & MODELS	Chain Pitch	Teeth No.	PMD SPUR No.	PMD SPLINE & RIM No.	GB SPUR No.	GB PD No.	OREGON SPUR No.	OREGON PD No.	OEM SPUR No.	OEM PD No.
HUSQVARNA <i>continued</i>										
435, 440, 445, 450, 455, 460	.325"	7	SP5180	PD5180			513471	513472		
	3/8"	7	SP5181	PD5181				513470		
141	.325"	7	SP5182	PD5182			513445	513447		
	3/8" LP	6	SP5183	PD5183			513446			
JONSERED										
45, 49, 50, 51, 52, 451, 452, 521	.325"	7	SP5226	PD5226	JO253J7N	JO253SCJ7N				
	.325"	8		PD5227		JO253SCJ8N		21238X		50452-3000
	3/8"	8	SP5228	PD5228	JO253A7N	JO253SCA7N		18242X		
410, 420, 425, 435, 2041, 2045, 2050	.325"	7	SP5229	PD5229	JO251J7N	JO251SCJ7N	106658X	32940X		50452-3004
	.325"	8	SP5230	PD5230	JO251J8N	JO251SCJ8N		32943X		
450, 455, 510, 520, 525, 535, 540, 2044 2051, 2052, 2054, 2055	.325"	8	SP5231	PD5231	JO260J8N	JO260SCJ8N		26950X		50452-3007
	3/8"	7	SP5232	PD5232	JO260A7N	JO260SCA7N		29496X		50317-4001
	.325"	7	SP5233	PD5233	JO260J7N	JO260SCJ7N		33807X		
60, 62, 66, 70, 601, 621	3/8"	8	SP5234		JO256A8N					
75, 80, 81, 90, 751, 801, 910	3/8"	8	SP5235	PD5235	JO257A8N	JO257LCA8N		26580X		
	3/8"	7		PD5236		JO257LCA7N		31071X		
	.404"	8	SP5237	PD5237	JO257B8N	JO257LCB8N				
820, 830, 920, 930	.325"	7	SP5238	PD5238	JO259J7N					
	3/8"	8	SP5239	PD5239	JO259A8N	JO259LCA8N		28563X		
	.404"	7	SP5240	PD5240	JO259B8N	JO259LCB8N				
2095 TURBO	3/8"	7	SP5241		JO262A7N		105232X	108564X		
2063, 2065, 2165, 2071*, 2171, 2186, 2063 * needs spacer	3/8"	7	SP5242	PD5242	JO265A7N	JO265LCA7N		106593X		503 9324 01
	.325"	7	SP5245	PD5245						
2083, 2077	3/8"	7	SP5243	PD5243	JO264A7N	JO264LCA7N		102383X		
2094, 2095	3/8"	7		PD5244		JO266LCA7N		39668X		507 1530 02
	3/8"	8								
36, 361, 365, 370, 380	3/8" LP	6	SP5100		FR181-R6N		28001		507-1005-51	
	.325"	7	SP5101		FR181-J7N					
	1/4"	9								
625, 630, 670, (After S/No)	3/8"	7	SP5156	PD5156	HU400A7N	HU400LCA7N	102469	26831	501-5140-01	501-8316-01
	3/8"	8	SP5157	PD5157	HU400A8N	HU400LCA8N	32071		501-6741-01	
	.404"	7	SP5158	PD5158	HU400B7N	HU400LCB7N				
2035, 2036, 2040, 2137	3/8" LP	6	SP5331	PD5331	PA475-R6N		41569X		530 06 93-15	
							106656X			
	.325"	7	SP5330	PD5330	PA475-J7N	PA475SCJ7N	41725X	41726X	530 06 93-42	530 06 93-16
490, 590	.325"	7	SP5174	PD5174	HU411J7N		38071X	29175X		50530-3652
	.325"	8	SP5175	PD5175				24139X		
	3/8"	7	PD5176	PD5176				36868X		
2033	3/8" LP	6	SP5165		HU409-R6N					
2141, 2145, 2149, 2150, 2151, 2152, 2153, 2156, 2159, 2245, 2250	.325"	7	SP5172	PD5172	HU414J7N		108308X	108215X		503-8801-71
	3/8"	7	SP5177	PD5177	HU414A7N			108565X		
1020	3/8"	7					32778X	12667X		
	.404"	7						21932X		
2045, 2050, 2063, 2041	1/4"	8		PD5151		HU407SC9N				
	.325"	7	SP5152	PD5152	HU407J7N	HU407SCJ7N	106658X	35641X		504-5230-04
CS2188, CS2186	3/8"	7	SP5242	PD5242						
	.325"	7	SP5245	PD5245						
CS2255	3/8"	7	SP5252							
	.325"	7	SP5253							
CS2138	3/8" LP	6	SP5250							



CHAINSAW MAKE & MODELS

Chain Pitch	Teeth No.	PMD SPUR No.	PMD SPLINE & RIM No.	GB SPUR No.	GB PD No.	OREGON SPUR No.	OREGON PD No.	OEM SPUR No.	OEM PD No.
-------------	-----------	--------------	----------------------	-------------	-----------	-----------------	---------------	--------------	------------

McCULLOCH

D44, 1.70-1.76, 105, 125, 200, 250, 300, 380, 440, 450, 550, 740, 790, 795, S797, CP125	.404"	7	SP5265	PD5265	MC441B7N	MC441LCB7N		10624	51774-B
	3/8"	8							
DOUBLE EAGLE, 50, 57, TITAN 50, 57, 70	.325"	8	SP5266	PD5266	MC450J8N	MC450SCJ8N			
SP105, SP125	.404"	7	SP5267		MC445B7N				
MAC15, 1-40 thru 1-53, 200, 250	.404"	7	SP5268		MC442B7O				
MM-3AS, MAC6, PM6A, SUPER PRO 40, 3200, 365, ALL MINI MAC MODELS, TITAN 35-40, PROMAC 3025, 200-2016, 2316, 2318, 3000, 3210-3216, MAC 110-140, POWER MAC 310-340, PM 480, 120, EAGER BEAVER	3/8" LP	6	SP5269		MC446R6N		29888		215252
ProMac-55, PM-60, SP-60, CP-60, CP-70, 1-10, 2-10, MAC3-10, MAC4-10, MAC5-10, MAC6-10, MAC7-10, 10-10, 610, 650, PM750, PM655, PM700, PM800, 850, CP-80, SP-81, SP-81E	3/8"	7	SP5270	PD5270	MC443A7N	MC443LCA7N	32786	68209	65370
	.404"	7	SP5271	PD5271	MC443B7N	MC443LCB7N		21426X	
PM350, PM4000	.325"	7	SP5272		MC451J7N				
PM46, PM54, PM61, PM71, PM72	.325"	8	SP5273	PD5273	MC452J8N	MC452LCJ9N			
PM36, PM40, PM46	.325"	7	SP5274	PD5274	MC453J7N	MC453SCJ7N			
4600, PROMAC 4700, 4900, 5000	.325"	8	SP5275		MC444J8N				
538, 540	3/8" LP	6					503025		
MAC 950	3/8"	7							

MAKITA

DCS33, DCS341, DC340, DCS400, DCS401	3/8" LP	6	SP5024		DO157-R6N		112135		
			SP5025		DO157-J7N				
DCS6000, DCS6800	3/8"	7	SP5026	PD5026	DO164A7N		27189x		
DCS9010, DCS9000	3/8"	7	SP5032						
DCS5200, DCS520i, DCS43, DCS430, DCS4300, DCS52	3/8" LP	6	SP5028	PD5028		DO162SCA7N		38824X	
	.325"	8	SP5029	PD5029		DO162SCJ8N		32162X	020-223-100
	.325"	7		PD5031					
DCS34	3/8" LP	6	SP5034				112130		

OLEO MAC

233, 234, 240, 241, 244, 340	.325"	7	SP5296		OL551J7N				
	3/8" LP	6	SP5297	PD5297	OL551R6N				
250, 251, 254, 264, 50A, 350 (OLD), 355, SUPER 250, BLITZ	.325"	8	SP5298	PD5298	OL552J8N				
350 AGRISTAR, 264 DELUXE	3/8"	7	SP5300	PD5300	OL552A7N		32060X	13916X	
350 (OLD)	3/8"	7	SP5308		OL553A7N	OL553LCA7N			
970, 971, 980, 981	.404"	7		PD5301		OL556LCB7N		111202X	
	3/8"	7		PD5302		OL556LCA7N		111203X	
935	3/8" LP	6	SP5303		OL555R6N		103217X		
930, 937, 938, 941, 942, 944, 945, 946, 950, 951, 947, 952	.325"	7	SP5304	PD5304	OL554J7N	OL554SCJ7N	106068X	111177X	
	3/8"	7	SP5305	PD5305	OL554A7N				
	.325"	7					111178X		
936, 940	3/8" LP	6	SP5306	PD5306	OL558R6N				
	.325"	7		PD5308	OL558J7N				
	3/8" LP	7	SP5307	OD5307					
260, 261, 271, 272, 280, 281, 284, 400, 460, 461, 480, 481, 482, 484	3/8"	8	SP5235	PD5235	JO257-A8N			26580X	
	.404"	7	SP5237	PD5237	JO257-B7N				
999	.404"	7	SP5529		ST323-B7N				
962, 956	.325"	7		PD5169	HU413-J7N			100758X	
	3/8"	7		PD5171	HU413-A7N			100757X	
931, 932	3/8" LP	6	SP5412		RM551-R6N		104440X	37325	

SPROCKET CROSSREFERENCE



Archer

CHAINSAW MAKE & MODELS	Chain Pitch	Teeth No.	PMD SPUR No.	PMD SPLINE & RIM No.	GB SPUR No.	GB PD No.	OREGON SPUR No.	OREGON PD No.	OEM SPUR No.	OEM PD No.
PARTNER										
R16, R17, R18, R19, R20, F65, P70, S50, R21, R22, R429, 421, S50, F55, S55, S65, R240, R420, R421, 417, 700	3/8"	7	SP5327	PD5327	PA474A7N		32778X	12667X		
	.404"	7	SP5328	PD5328	PA474B7N					
P100, P85, R30, R35, R40, R435, R440, P18	.404"	7	SP5329		PA471B7N					
350, 351, 365, 405, P33XT, PH-18XT, P4-20XT, FORMULA 60	3/8" LP	6	SP5331	PD5331	PA475-R6N		41569X		530 06 93-15	
	.325"	7					106656X	106656X		
	.325"	7	SP5330	PD5330	PA475-J7N	PA475SCJ7N	41725X	41726X	530 06 93-42	530 06 93-16
R14	.404"	7	SP5332		PA473B7N					
P500, P5000, 400, 48, 49	.325"	7	SP5174	PD5174	HU411J7N	HU411SCJ7N	38071X	29175X		505-3036-52
	.325"	8	SP5175	PD5175		HU411SCJ8N		24139X		
	3/8"	7	PD5176	PD5176		HU411SCA7N		36868X		
Mini P3, P3, PA, 22, 330, 350, 1613, 1614, 1616, 1618	3/8" LP	6	SP5100		FR181-R6N		28001		507-1005-51	
	.325"	7	SP5101		FR181-J7N					
P400, P48, P499, P49, P500, P545, P5000, P5100	.325"	7		PD5174			38071X	29175X		
	.325"	8		PD5175				24139X		
	3/8"	7		PD5176				36868X		
	3/8"	7						34425X		
400, 410, 450, 460, 490, 510	.325"	7		PD5152				35641X		
350, 365, 405, P7700, W416, W485										

PIONEER

P-38, P-41, P-42, P-51, 68210, P-52, P-60, P-61, P-62, Farmsaw, 700, 750, 11-50, 11-60, 14-10, 14-20, 1200, 1750, 1850, 2270, S2400, 3200	3/8"	7	SP5354		PI502A7N	PI502LCA7N	11893	27440X		
	.404"	7			PI502B7N	PI502LCB7N				

POULAN & POULAN PRO

20, MICRO 25, 1800, 2000, MICRO S25, 180, 205, 225, 235, 2100, 2300, 2400	3/8" LP	6	SP5378		PO529R6N		28004		952-048078	
	1/4"	8	SP5379	PD5379	PO529K8N	PO529SCK9N				
25, 25DA, S25DA	3/8" LP	6	SP5380	PD5380	PO530R6O	PO530SCR6N	28006		952-048102	
	1/4"	8	SP5381	PD5381	PO530K8N	PO530SCK9N				
	.325"	7	SP5382	PD5382	PO530J7O	PO530SCJ7N				
285, 305, 330, 335, 336, 2700, 2800, 3000, 3300, 3350, 3450, 3500	.325"	7	SP5383	PD5383	PO527J7N	PO527SCJ7N	107504X	34254X	48083	
360, 361, 400, 401, 450, 451	3/8"	7	SP5384	PD5384	PO528A7N	PO528LCA7N		10617		
375, 395, 3400, 3700, 3800, 4000	3/8"	7	SP5385	PD5385	PO531A7X	PO531LCA7X	32790X	28187X	48062	48063
	.404"	7	SP5386	PD5386	PO531B7X	PO531LCB7X				
201, 202, 203, 204, 221, 222, 245A, 306A, 345, 4200, 4400, 4900, 5200, 5400	3/8"	7	SP5387	PD5387	PO526A7N	PO526LCA7N	32062X	23706X	48023	
	.404"	7	SP5388	PD5388	PO526B7N	PO526LCB7N				
6900, 7700, 8500, 8510	3/8"	7	SP5389		PO534A7N					
	.404"	7	SP5390		PO534B7N					
210, 221, 230, 260, 1950, 2050, 2055, 2075, 2150, 2155, 2175, 2250, 2375, 2450, 2550, Wild Thing	3/8" LP	6	SP5391	PD5391	PO532R6N		106114		952-048124	
	.325"	7								
5500, 6000	3/8"	8	SP5020	PD5020	DO153A8N	DO153LCA8N				
	.404"	8	SP5021	PD5021	DO153B8N	DO153LCB8N		27193X		
Super 6000	3/8"	8	SP5022	PD5022	DO160A8N	DO160LCA8N				
	.404"	7	SP5023	PD5023	DO160B7N	DO160LCB7N		27193X		
325	.325"	7	SP5174	PD5174	HU411-J7N		38071X	29175X		
255, P600, 2275, 2500, 2600, 2700, 2750, 2775, 2900, 3050, PP210 PP295, PP3616, PP3816, PP4018, PP4618, WOODSHARK	3/8" LP	6	SP5331	PD5331						
	.325"	7								
415, 475	3/8"	7								



CHAINSAW MAKE & MODELS

Chain Pitch	Teeth No.	PMD SPUR No.	PMD SPLINE & RIM No.	GB SPUR No.	GB PD No.	OREGON SPUR No.	OREGON PD No.	OEM SPUR No.	OEM PD No.
-------------	-----------	--------------	----------------------	-------------	-----------	-----------------	---------------	--------------	------------

REDMAX / KOMATSU / ZENOAH

G250, G2500, G280, G300, G3000, G310, G320AVS, G3200, G3300	3/8" LP	6	SP5412		RM551R6N		104440X		
G380, G3800, G400AVS, G4000, G410AVS, G4100, G415, G4200, G455, G450, G4500	.325"	7	SP5413		RM552J7N				
	3/8"	6							
G561AVS, G620AVS, G621AVS, GT556	.325"	7	SP5065	PD5065	EC208-J7N		32794X	21358X	
	3/8"	7	SP5063	PD5063	EC208-A7N				

SHINDAIWA

305, 345, 340, 350, 352, 355, 415, 450, 500	.325"	7	SP5424		SH381J7N				
	1/4"	8	SP5425		SH381K8N				
	3/8"	7	SP5426		SH381A7N				
	3/8" LP	6	SP5427		SH381R6N			72320-51110	
405, 406, 407, 410, 416, 440, 450, 451, 446, 480, 485	.325"	7	SP5428		SH382J7N				39311-51110
	3/8"	7	SP5429		SH382A7N				
488, 575, 577, 580, 680, 685, 695, 577	3/8"	7	SP5430	PD5430	SH383A7N	SH383SCA7N			22155-51500
577checking	3/8"	7		PD5431		SH386LCA7N			22150-51510
757, EC7500, EC7600	3/8"	7		PD5432		SH387LCA7N			22169-51110
488, 400	.325"	7		PD5433		SH385SCJ7N			22160-51511
285, 300S, 360, 300, 357, 377, 394	3/8" LP	6	SP5434	PD5434	SH388R6N	SH388SCR6N		22163-51110	
	.325"	7	SP5435	PD5435	SH388J7N	SH388SCJ7N			72326-51100
	3/8"	7	SP5436	PD5436	SH388A7N	SH388SCA7N			
320T, 269T	3/8" LP	6	SP5080	PD5080		EC205SCR6N		A556-000091	
	1/4"	8	SP5084	PD5084				A556-000101	

SOLO

626, 642, 70 (with 88mm drum), 611	.404"	7	SP5467		SO357B7X				
647, 654, 616	.325"	8	SP5468	PD5468	SO351J8N	SO351SCJ8N			
	3/8"	7	SP5469	PD5469	SO351A7N	SO351SCA7N			
620, 650, 655, 660	3/8"	7	SP5470		SO359A7X				
603, 670, 680, 690, 681, 694	3/8"	7	SP5471		SO360A7N				
	.404"	7	SP5472		SO360B7N				
600, 605, 606 (with 60mm clutch), 631	3/8" LP	6	SP5473		SO361R6N				
639, 644, 645, 650, 651, 651SP	.325"	7	SP5474	PD5474	SO366J7N	SO366SCJ7N	111435X		
662, 667	3/8"	7	SP5475		SO364A7X				
	.404"	7	SP5476		SO364B7X				
605, 606 (with 58mm clutch), 632, 634, 638, 641	3/8" LP	6	SP5477		SO362R6N				
	.325"	7	SP5478		SO362J7N				
610, 615	.325"	7	SP5480		SO367J7N				
635, 636	3/8" LP	6	SP5481		SO368R6N				
	.325"	7	SP5482		SO368J7N				
630, 633, 637, 640	3/8" LP	6	SP5483		SO369R6N				
341	.325"	7	SP5484		SO365J7N				
643 IP	.325"	7							

SPROCKET CROSSREFERENCE



Archer

CHAINSAW MAKE & MODELS	Chain Pitch	Teeth No.	PMD SPUR No.	PMD SPLINE & RIM No.	GB SPUR No.	GB PD No.	OREGON SPUR No.	OREGON PD No.	OEM SPUR No.	OEM PD No.
STIHL										
Electric Rim only	3/8" LP	7								
	1/4"	9								
E140, E180, MSE140, MSE180	3/8" LP	7							1206 642 1301	
MSE220	3/8"	8							1207 640 2050	
	.325"	8							1207 640 2051	
009, 009Q, 010, 010AVEQ, 010AVQ, 110AV, 011AVEQ	3/8" LP	6	SP5505		ST303R6N	ST303SCA7N	28016X			1120-640-2000
	3/8" LP	7		PD5505						1120-640-2005
	.325"	7								1120-640-2006
	1/4"	8	SP5506	PD5506	ST303K8N	ST303SCK9N				1120-640-2010
012	.325"	7	SP5507	PD5507	ST306J7N					1120-640-2006
	3/8" LP	6	SP5508	PD5508	ST306R6N					1120 640 2005
	1/4"	8								1120 640 2010
015, 015AV, 105EL	3/8" LP	6	SP5509	PD5509	ST304R6N					1116-640-2001
	1/4"	8	SP5510	PD5510	ST304K8N	ST304DCK9N				1116-640-2005
017, 018, 019,019T, 021, 023, 025, MS210, MS250, MS170, MS180, MS190, 192 CE, MS230, MS192, MS191, MS211	3/8" LP	6	SP5535		ST305R6N	ST305SCA7N	100962X		1123-640-2073	1123-007-1001
	3/8" LP	7		PD5535			523046		1123-640 2072	1123 007 1025
	.325"	7	SP5536	PD5536	ST305J7N	ST305SCJ7N	106657X	100961X	1123-640-2074	1123-007-1032
	.325"	8							1123-640-2020	1123-007-1002
	1/4"	8		PD5537		ST305SCK9N				1123 640 2010
020, 020AV,	3/8" LP	6	SP5009		ST302R6N					1114 640 2001
	1/4"	8								1114 640 2000
MS192T, MS200T , 020T, 200T, MS200	3/8" LP	6	SP5511		ST307R6N					1129-640-2000
	3/8" LP	7		PD5511						1129-640-2050
	1/4"	8	SP5512	PD5512	ST307K8N	ST307SCK9N				1129 640 2051
	.325"	7								1129 640 2004
024, 026 (prior to X25809074)	.325"	7	SP5513	PD5513	ST308J7N	ST308SCJ7N	38076X	32457X	1121-640-2003	1121-007-1001
	.325"	8								1121-640-2001 1121-007-1002
	3/8"	7	SP5514	PD5514	ST308A7N	ST308SCA7N				1121-007-1035
024 026 (adjustable oiler), MS260, MS240, MS270, MS280, MS281	.325"	7	SP5515	PD5515	ST310J7N	ST310SCJ7N	100876X	100791X	1121-640-2004	1121 007 1037
	.325"	8								1121-640-2005 1121-007-1038
	3/8"	7	SP5516	PD5516	ST310A7N	ST310SCA7N				1121 007 1041
	3/8" LP	7								1121 007 1039
	3/8" LP	8								1121 007 1040
028,	.325"	7	SP5517	PD5517	ST315J7N	ST315SCJ7N		30384X	1118-640-2001	1118-007-1004
	3/8"	7						29917		1118-007-1007
038, MS380,MS381,	3/8"	7	SP5518	PD5518	ST311A7N		32061X	509640X	1119-640-2000	1119-007-1003
034, 036, 029, 039, MS290, MS310, MS340, MS360, MS361, MS390	3/8"	7	SP5519	PD5519	ST316A7N	ST316SCA7N	38145X	34162X	1125 640 2000	1125 007 1002
	.325"	8								1125 640 2008 1125 007 1000
	.325"	7	SP5520	PD5520	ST316J7N	ST316SCJ7N	111188X		1125-640-2005	1125-007-1001
MS360, 036QS, MS340, 034, 036	3/8"	7								1125 640 2006 1125 007 1041
	.325"	8								1125 007 1003
	.325"	7								
045AV, 045AVE, 045AVEQ, 056	3/8"	7	SP5521	PD5521	ST317A7N	ST317LCA7N	32063X			1115-640-2001'
	3/8"	8	SP5522	PD5522	ST317A8N	ST317LCA8N				1115-007-1048
	.404"	7	SP5523	PD5523	ST317B7N	ST317LCB7N		29972X	1115-640-2005	1115-007-1045
030, 031, 032, 040, 041, FARM BOSS, MS310 (spacer provided)	3/8"	7	SP5524	PD5524	ST309A7N	ST309LCA7N	32060	18200X	1113-640-2000	1113 007 1040
	.325"	8								1113-640-2005 1113 007 1041
	.404"	7	SP5525	PD5525	ST309B7N	ST309LCB7N		13916X	1110-007-1017	
042, 048	3/8"	7	SP5526	PD5526	ST314A7N		32064X		1117-640-2001	1117-007-1006
050, 051, 075, 076	3/8"	7	SP5527	PD5527	ST323A7N	ST323LCA7N				
	3/8"	8	SP5528	PD5528	ST323A8N	ST323LCA8N		22271X	1111-640-2007	1111-640-2026
	.404"	7	SP5529	PD5529	ST323B7N	ST323LCB7N	32072X	22262X	1111-640-2002	1111-640-2025



CHAINSAW MAKE & MODELS

Chain Pitch	Teeth No.	PMD SPUR No.	PMD SPLINE & RIM No.	GB SPUR No.	GB PD No.	OREGON SPUR No.	OREGON PD No.	OEM SPUR No.	OEM PD No.
-------------	-----------	--------------	----------------------	-------------	-----------	-----------------	---------------	--------------	------------

STIHL

08, 08S, S10	3/8"	7	SP5530	PD5530	ST301A7N	ST301LCA7N			1108-640-2010	1108-640-2026
	.404"	7	SP5531	PD5531	ST301B7N	ST301LCB7N	35992X	10625	1108-640-2000	1108-640-2025
070	.404"	7	SP5532	PD5532	ST322B7N	ST322LCB7N	108818X	10612X	1106-640-2011	1106-640-2025
090	.404"	7	SP5533	PD5533	ST326B7N				1106-640-2015	
	3/8"	7	SP5534	PD5534	ST326A7N					
044, 046, MS440, MS441, MS460	3/8"	7	SP5538	PD5538	ST320A7N	ST320LCA7N	38471X	38470X	1128-640-2000	1128-007-1000
	3/8"	8							1128-640-2005	1128-007-1001
	.325"	7	SP5539	PD5539	ST320J7N					1128-007-1011
064, 066, MS660	3/8"	7	SP5540	PD5540	ST328A7N	ST328LCA7N		35464X	1122-640-2002	1122-007-1000
	3/8"	8							1122-640-2000	1122-007-1001
	.404"	7	SP5541	PD5541	ST328B7N	ST328LCB7N		35460X	1122-640-2001	1122-007-1002
084, 088, MS880	.404"	7	SP5542	PD5542	ST321B7N	ST321LCB7N			1124-640-2005	1124-007-1024
	3/8"	8		PD5544					1124-640-2004	1124-007-1025
07 (old model)	.404"	7	SP5543		ST300B7N					

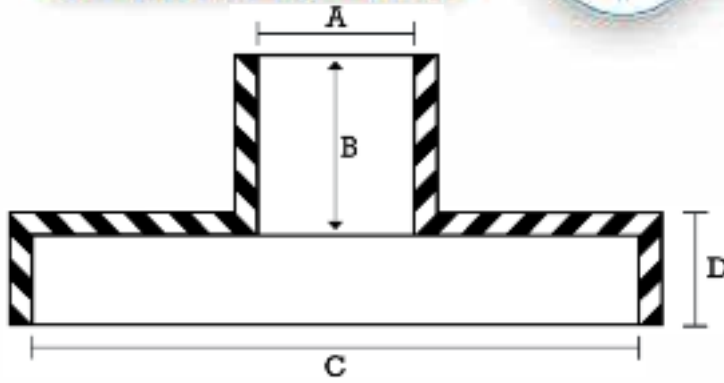
TANAKA

ECS35, ECS355, ECS351, ECS405, 356, 350, 351, 370	3/8" LP	6	SP5594		TA281R6N					
ECS415, ECS4000	.325"	7	SP5595		TA282J7N					
ECS505, ECS650, ECS655, ECV5601	3/8"	7	SP5596		TA283A7N					
TCS2801, EC290, 300, 320, 330, TCS3301, TCS3401	3/8" LP	6	SP5597		TA284R6N					
ECV3801, ECV4501	3/8" LP	6	SP5598		TA285R6N					
	.325"	7	SP5599		TA285J7N					

SPROCKET DRAWING MEASUREMENTS

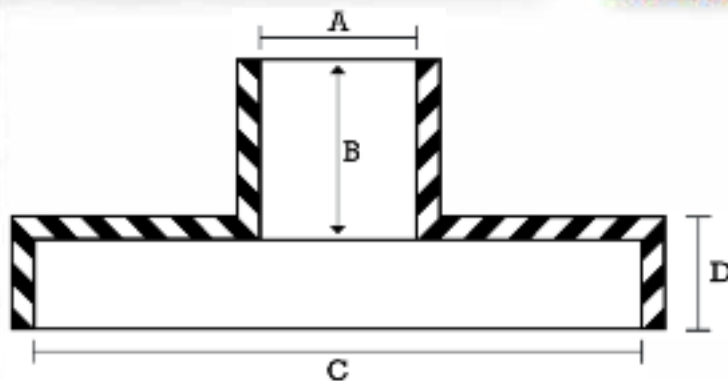


Archer



A = Bore Diameter
B = Bore Length
C = Drum Diameter
D = Drum Depth

CHAINSAW MAKE & MODELS	Chain Pitch	Teeth No.	PMD SPUR No.	PMD SPLINE & RIM No.	Bearing No.	Crank Diameter	Bore Diameter A	Bore Length B	Drum Diameter C	Drum Depth D
ALPINA										
330, 380, 35, 40, 432, 438, 482	3/8" LP	6	SP5001	PD5001	101310	10	13.0	11.2	57.2	14.0
400, P402, P420, P422, P442, P450, P460, P462, P472, P482, P500, P510, P522	.325"	7	SP5002	PD5002	101412	10	14.0	13.1	68.7	9.4
P34, P350, P360, P361, P370, P371, P390, P391, P411	3/8" LP	6	SP5003		101410	10	14.0	11.0	57.2	13.7
	.325"	7	SP5006		101410	10	14.0	11.0	57.2	13.7
PR270, PR280	3/8" LP	6	SP5005							
P760, 700, 800	3/8"	7	SP5008				16.0	12.1	78.8	16.0
P680, 40, 41, 45	3/8"	7	SP5007	PD5007	101412		14.0	13.0	77.4	13.1
DOLMAR										
112, 113, 114, 116, 117, 119, 120, 120 SUPER	3/8"	8	SP5016	PD5016	141815	14	18.0	14.3	76.0	15.0
	3/8"	7	SP5017	PD5017	141815	14	18.0	14.3	76.0	15.0
	.325"	8			141815	14	18.0	14.3	76.0	15.0
CA, 122, 122SL, 123, 133, 143, CA113	3/8"	8	SP5018	PD5018	151815	15	18.0	14.1	69.5	20.4
	.404"	7	SP5019	PD5019	151815	15	18.0	14.1	69.5	20.4
CC, SUPER CC, CX, 144CC, 116	3/8"	8	SP5020	PD5020	141815	14	18.0	16.6	83.0	21.0
	.404"	8	SP5021	PD5021	141815	14	18.0	16.6	83.0	21.0
152, 153, 166, 163	3/8"	8	SP5022	PD5022	151817	15	18.0			
	.404"	7	SP5023	PD5023	151817	15	18.0			
PS33, 100, 102, PS400, 340, 341, 342, 344, 401, 410, 400	3/8" LP	6	SP5024		101412	10	14.0	12.0	70.0	13.6
	.325"	7	SP5025		101412	10	14.0	12.0	70.0	13.6
6000, 6800	3/8"	7		PD5026	141815	14	18.0	14.3	75.5	15.0
	.404"	7		PD5027	141815	14	18.0			
109, 110, 111, 115, PS43, 51, PS52, PS540	3/8" LP	6	SP5028	PD5028	121513	12	15.0	13.0	75.2	14.2
	.325"	8	SP5029	PD5029	121513	12	15.0	13.0	75.2	14.2
	.325"	7		PD5031						
103, 105, 108	3/8" LP	7	SP5030		81210	8	12.0	12.7	70.2	14.6
	3/8"	7			81210	8	12.0			
	.325"	8	SP5031		81210	8	12.0			
104, 106	3/8" LP	6	SP5380		C1418	7/16				
290E	3/8" LP	6	SP5100		101310	10				
101	3/8" LP	6	SP5378			13/32				
9000, PS9010	3/8"	7	SP5032							
7300, 7900, 7301, 7901, 6400	3/8"	7	SP5033							
PS34	3/8" LP	6	SP5034		81210	8	10.0			
PS460, 510, 5100, 4600, 5000	.325"	7								
PS3300	.325"	7								
PS3400										



A = Bore Diameter
B = Bore Length
C = Drum Diameter
D = Drum Depth

CHAINSAW MAKE & MODELS

	Chain Pitch	Teeth No.	PMD SPUR No.	PMD SPLINE & RIM No.	Bearing No.	Crank Diameter	Bore Diameter A	Bore Length B	Drum Diameter C	Drum Depth D
ECHO										
CS1100, CS1200, CS1201	.404"	7	SP5052		151917					
C100, CS100	.404"	7	SP5053		151917					
CS270, CS280, CS280E, CS290, CS300, CS328, CS2800, CS2900	3/8" LP	6	SP5054	PD5054	81110	8	11.0	12.0	59.8	13.6
	1/4"	8	SP5055	PD5055	81110	8	11.0	12.0	59.8	13.6
CS301	3/8" LP	6	SP5056	PD5056	101310	10	13.0	11.0	69.7	13.0
	1/4"	8	SP5057	PD5057	101310	10	13.0	11.0	69.7	13.0
CS302, CS310, CS315, CS330, CS351, CS360	3/8" LP	6	SP5058	PD5058	81110	8	11.0	10.9	70.0	13.3
	.325"	7	SP5059	PD5059	81110	8	11.0	10.9	70.0	13.3
	1/4"	8	SP5060	PD5060	81110	8	11.0	10.9	70.0	13.3
CS3600, CS3700, CS3900, CS400, CS4100, CS420, CS4200, CS440, CS4400, CS4510, CS4600	.325"	7	SP5061	PD5061	101410	10	14.0	10.6	70.0	13.2
	3/8"	7	SP5062	PD5062	101410	10	14.0	10.5	69.8	13.3
CS450, CS451, CS451VL, CS452, CS550, CS500, FARMA, CS510, CS600 EVL TWIN, CS610	3/8"	7	SP5063	PD5063	101413	10	14.0	12.8	77.5	13.8
	.404"	7	SP5064		101413	10	14.0	12.8	77.5	13.8
	.325"	7	SP5065	PD5065	101413	10	14.0	12.8	77.5	13.8
CS601, CS601 VL	3/8"	7	SP5066							
	.404"	7	SP5067							
CS60, CS60S	3/8"	7	SP5068	PD5068	141713	14	17.0	13.6	70.0	17.6
CS602VL, CS702VL, CS750VL	3/8"	7	SP5069	PD5069	101413	10	14.0	12.7	77.7	17.0
	.404"	7	SP5070	PD5070	101413	10	14.0	12.7	77.7	17.0
CS701, CS701SVL	3/8"	7	SP5071							
	3/8"	7	SP5072							
CS900, CS1001	.404"	7	SP5073		141713	14	17.0			
CS4000, CS4010, CS4500, CS4600, CS4601, CS5000, CS5200, CS5500	.325"	7	SP5074		121510	12	15.0	12.8	69.8	12.8
CS6700, CS6701, CS6702, CS6703, CS6680	3/8"	7	SP5075	PD5075	121812	12	18.0	12.9	77.7	14.6
CS8000, CS8001, CS8002	3/8"	7	SP5076	PD5076						
CS3000, CS3350, CS3400, CS340, CS341, CS3450, CS346, CS3500, CS3050, CS320T, CS350T	3/8" LP	6	SP5077		101313	10	13.0	13.5	60.0	13.0
	1/4"	8	SP5078	PD5078	101313	10	13.0	13.5	60.0	13.0
CS801, CS802, CS901, CS8021	.404"	7	SP5079		141713	14	17.0	13.3	78.0	17.1
CS2600, CS2600ES, CS260T, CS2700, CS270, CS320T, CS350T, CS350W	3/8" LP	6	SP5080	PD5080	101313	10	13.0	13.4	54.0	14.0
	1/4"	8	SP5084	PD5084	101313	10	13.0	13.4	54.0	14.0
CS5000, CS5501, CS5100	.325"	7	SP5081							
CS650, CS660	3/8"	7	SP5082	PD5082		10				
CS370	.325"	7	SP5083							

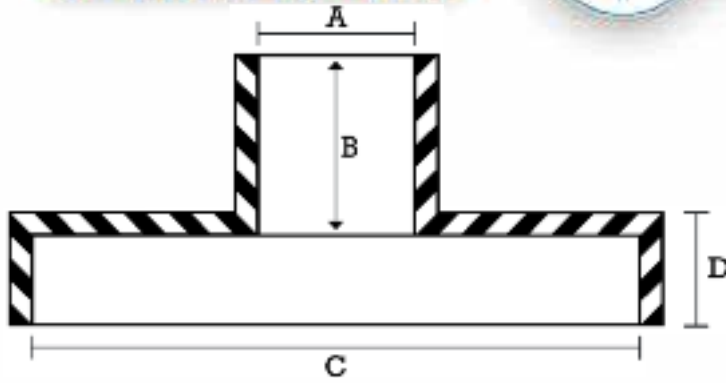
FRONTIER

MARK1, MARK11, F3335, F35VIP, VIP, FB35	3/8" LP	6	SP5100		101310	10	13.0	12.2	58.7	13.8
	.325"	7	SP5101		101310	10	13.0	12.2	58.7	13.8

SPROCKET DRAWING MEASUREMENTS



Archer



A = Bore Diameter
B = Bore Length
C = Drum Diameter
D = Drum Depth

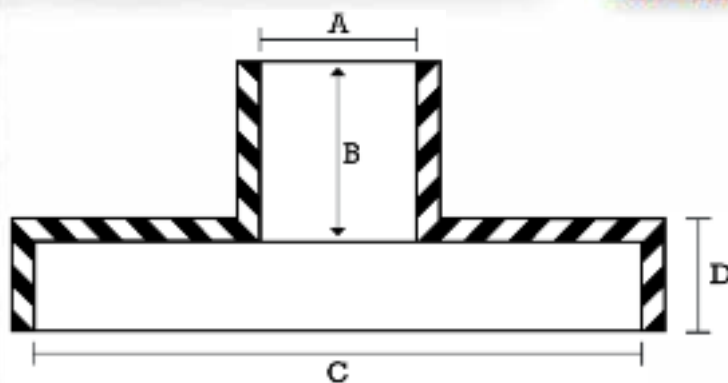
CHAINSAW MAKE & MODELS

HOMELITE

CHAINSAW MAKE & MODELS	Chain Pitch	Teeth No.	PMD SPUR No.	PMD SPLINE & RIM No.	Bearing No.	Crank Diameter	Bore Diameter A	Bore Length B	Drum Diameter C	Drum Depth D
XL MINI, SLX MINI AO, 5240, 200, XL-100, XL-101, XL, XL2, SUPER 2, VI SUPER 2, 180, 190, 192	3/8" LP	6	SP5111		B68	3/8"	14.1	12.8	61.8	16.4
150AO, EZ-250AO, XL-101, VI-123, EZ, EZAO, SEZ-AO, *350, *350HG, *350SL	3/8"	7	SP5113	PD5113	101208	5/8	19.0	13.0	68.3	16.9/16.5
* units with S clutch					101208	5/8				
330, 330, 360, 410, XL76, XL100, XL102, XL103, XL104, XL112, XL114, XL122, XL123, VI123, VI125, *350, *350HG	3/8" .404"	7 7	SP5114	PD5114	101208	5/8	19.0	13.0	76.0	17.0
* units with 2 5/8 clutch & 5/8 shaft										
EZ, 101, 150 AUTO, SUPER EZ240, 245, XL1, MINI EZ, SUPER EZ 200	.325" 3/8" LP	8 6	SP5115 SP5116	PD5115 PD5116	B68 B68	3/8" 3/8"	14.3 14.3	12.7 12.7	68.2 68.2	16.6 16.6
750	.404"	7	SP5117		101208	5/8				
XL-12 before serial #1735838, XL-15, XL-400, XL-500, XL-600, C52	3/8" .404"	7 7	SP5118 SP5119	PD5118 PD5119	B88 B88	0.5 0.5	17.4 17.4	11.6 11.6	79.0 79.0	18.9 18.9
XL-12 after serial #1735838, SUPER XL, XLAO, XL400, XL500, XL800, SLX925, SXL952, VI944, VI955, 450, 550, 923, 8800	3/8" .404"	7 7	SP5120 SP5121	PD5120 PD5121	101208 101208	5/8 5/8	19.0 19.0	13.3 13.3	79.0 79.0	18.5 18.5
600, 650, 750, C-72, ZIP, XP1000, XP1100, XP1020, C5, C7, C9, C51, C71, C91, EZ6, 700D, 707D, 770D, 755D	3/8" .404" .404"	7 7 8	SP5122 SP5123 SP5124	PD5122 PD5123 PD5124	B910 B910 B910	9/16 9/16 9/16				
2100, 1050, XP1020, XP2000	.404"	8	SP5125	PD5125	131110	0.6693				
20, 23, 25, 3300, 3350, 3800, 3850, 3314, 3316, D4150B, D4550B	3/8" LP .325"	6 7	SP5126 SP5132	PD5126	81210	8 8	12.0			
25AV, 27AV, 4100, 4150, 4500, 4550	3/8" .325"	7 7	SP5127							
XL100, XL104, XL113, XL102, 410, XL103, XL122, XL123	3/8"	7	SP5128							
350, 360, 380	3/8"	7	SP5129							
XL103, XL104, XL112, XL114, XL122	3/8"	7	SP5130							
250, 252, CS40	.325"	8	SP5131							

HUSQVARNA

40, 45, 49	1/4" .325"	8 7		PD5151 SP5152	81008 81008	0.5 0.5	15.9 15.9	13.1 13.1	63.7 63.7	15.6 15.6
39, 44, 140, 235, 240P, 444	.325" .325"	7 8	SP5154 SP5155	PD5154 PD5155	B78 B78	7/16 7/16	15.9 15.9	12.9 12.9	69.0 69.0	16.2 16.2
61, 66, 162, 222, 266, 268, 272, RANCHER 61	3/8" 3/8" .404"	7 8 7	SP5156 SP5157 SP5158	PD5156 PD5157 PD5158	89502 89502 89502	0.5 0.5 0.5	16.7 16.7 16.7	12.7 12.7 12.7	78.6 78.6 78.6	16.7 16.7 16.7
65, 77, 160, 165, 180, 263, 260, 280, 380, 480	3/8" 3/8" .404"	7 8 7	SP5159 SP5160 SP5161	PD5159 PD5160 PD5161	810 810 810	0.5 0.5 0.5	17.4 17.4 17.4	15.0 15.0 15.0	78.8 78.8 78.8	17.7 17.7 17.7



A = Bore Diameter
B = Bore Length
C = Drum Diameter
D = Drum Depth

CHAINSAW MAKE & MODELS

Chain Pitch	Teeth No.	PMD SPUR No.	PMD SPLINE & RIM No.	Bearing No.	Crank Diameter	Bore Diameter A	Bore Length B	Drum Diameter C	Drum Depth D
-------------	-----------	--------------	----------------------	-------------	----------------	-----------------	---------------	-----------------	--------------

HUSQVARNA *continued*

181, 185, 281, 285, 288, 298, 1100, 2100, 2101, 394, 395, 395XP	3/8"	7	SP5162	PD5162	91110	9/16	17.4	15.7	78.6	17.6
	3/8"	8	SP5163	PD5163	91110	9/16	17.4	15.7	78.6	17.6
	.404"	7	SP5164	PD5164	91110	9/16	17.4	15.7	78.6	17.6
162, 268, 272, 288	3/8"	7		PD5186	81008	0.5	15.9	13.0	79.0	17.0
246, 335	3/8" LP	6	SP5165		101412	10				
	1/4"	8		PD5166	101412	10				
42, 133, 234, 238, 242	.325"	7	SP5167	PD5167	B78	7/16	15.9	12.9	63.6	14.7
42, 242 after serial #3441001	.325"	7	SP5168	PD5168	B78	7/16				
254 after serial #3450001, 257 after serial #3140001, 262 after serial #3450001	.325"	7	SP5169	PD5169	81008	0.5	15.9	12.9	69.0	15.8
	.325"	8	SP5170	PD5170	81008	0.5	15.9	12.9	69.0	15.8
	3/8"	7	SP5171	PD5171	81008	0.5	15.9	12.9	69.0	15.8
340, 345, 346XP, 350, 351, 353 (SMALL SPLINE)	3/8"	7	SP5177	PD5177	81008	0.5	15.9	13.4	69.0	14.3
	.325"	7	SP5172	PD5172	81008	0.5	15.9	13.4	69.0	14.3
355, 357XP, 359, 359EP (STANDARD SPLINE)	3/8"	7	SP5173	PD5177	81008	0.5	15.9	14.4	69.0	14.6
	.325"	9		PD5178	81008	0.5				
50, 51, 154, 254, 262, 55, 257	.325"	7	SP5174	PD5174	81008	0.5	15.9	12.8	69.0	15.7
	.325"	8	SP5175	PD5175	81008	0.5	15.9	12.8	69.0	15.7
	3/8"	7	PD5176	PD5176	81008	0.5	15.9	12.8	69.0	15.7
33, 34, 35, 37, 38	3/8" LP	6	SP5100		101310	10	13.0	12.2	58.7	13.8
	.325"	7	SP5101		101310	10				
36, 41, 136, 137, 141, 142	3/8" LP	6	SP5331	PD5331	101412	10	14.0	12.7	63.5	16.4
	.325"	7		PD5332	101412	10				
	.325"	7	SP5330	PD5330	101412	10	14.0	12.6	63.7	16.8
362, 365, 371, 372XP, 570, 575XP, 385	3/8"	7	SP5242	PD5242	81008	0.5	15.9			
	.325"	7	SP5245	PD5245	81008	0.5	15.9			
385, 390	3/8"	7	SP5184	PD5184						
3120XP	.404"	7			91110	9/16	17.5	15.7		
	3/8"	7								
334T, 335, 336, 338XPT, 339	3/8" LP	6	SP5179	PD5179						
435, 440, 445, 450, 455, 460	.325"	7	SP5180	PD5180		0.5				
	3/8"	7	SP5181	PD5181		0.5				
141	.325"	7	SP5182	PD5182						
	3/8" LP	6	SP5183	PD5183						

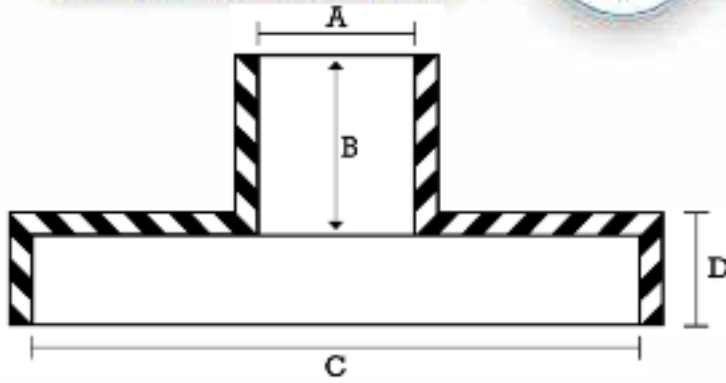
JONSERED

45, 49, 50, 51, 52, 451, 452, 521	.325"	7	SP5226	PD5226	81008	0.5	15.9	14.1	74.4	16.3
	.325"	8		PD5227	81008	0.5	15.9	14.1	74.4	16.3
	3/8"	8	SP5228	PD5228	81008	0.5	15.9	14.1	74.4	16.3
410, 420, 425, 435, 2041, 2045, 2050	.325"	7	SP5229	PD5229	81008	0.5				
	.325"	8	SP5230	PD5230	81008	0.5				

SPROCKET DRAWING MEASUREMENTS

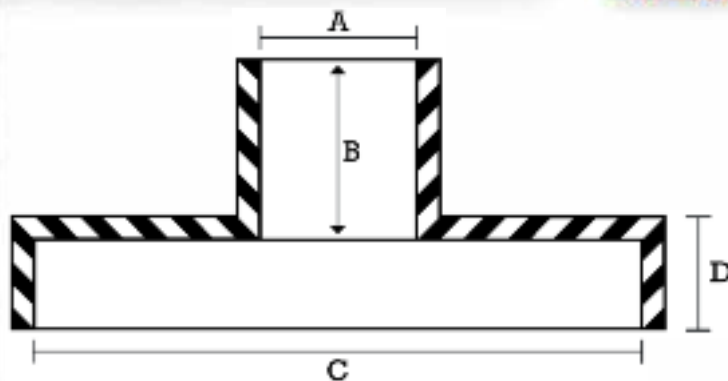


Archer



A = Bore Diameter
B = Bore Length
C = Drum Diameter
D = Drum Depth

CHAINSAW MAKE & MODELS	Chain Pitch	Teeth No.	PMD SPUR No.	PMD SPLINE & RIM No.	Bearing No.	Crank Diameter	Bore Diameter A	Bore Length B	Drum Diameter C	Drum Depth D
JONSERED <i>continued</i>										
450, 455, 510, 520, 525, 535, 540, 2044, 2051, 2052, 2054, 2055	.325"	8	SP5231	PD5231	121613	12	16.0	14.0	63.5	16.0
	3/8"	7	SP5232	PD5232	121613	12	16.0	14.0	63.5	16.0
	.325"	7	SP5233	PD5233	121613	12	16.0	14.0	63.5	16.0
60, 62, 66, 70, 601, 621	3/8"	8	SP5234		151917	15	19.0	16.9	74.0	17.0
75, 80, 81, 90, 751, 801, 910	3/8"	8	SP5235	PD5235	151917	15	19.0	16.8	79.1	16.0
	3/8"	7		PD5236	151917	15	19.0	16.8	79.1	16.0
	.404"	8	SP5237	PD5237	151917	15	19.0	16.8	79.1	16.0
820, 830, 920, 930	.325"	7	SP5238	PD5238	141813	14	18.0	14.7	88.8	18.0
	3/8"	8	SP5239	PD5239	141813	14	18.0	14.7	88.8	18.0
	.404"	8	SP5240	PD5240	141813	14	18.0	14.7	88.8	18.0
2095 TURBO	3/8"	7	SP5241							
2071*, 2065, 2165, 2171, 2186, 2063 * needs spacer	3/8"	7	SP5242	PD5242	81008	0.5	16.0	13.8	78.6	17.9
	.325"	7	SP5245	PD5245	81008	0.5	16.0	13.8	78.6	17.9
2083, 2077	3/8"	7	SP5243	PD5243	121613	12	16.0	13.2	78.7	17.6
2094, 2095	3/8"	7		PD5244						
36, 361, 365, 370, 380	3/8" LP	6	SP5100		101310	10	13.0	12.2	58.7	13.8
	.325"	7	SP5101		101310	10				
625, 630, 670, (After S/No)	3/8"	7	SP5156	PD5156	89502	0.5	16.7	12.7	78.6	16.7
	3/8"	8	SP5157	PD5157	89502	0.5	16.7	12.7	78.6	16.7
	.404"	7	SP5158	PD5158	89502	0.5	16.7	12.7	78.6	16.7
2035, 2036, 2040, 2137	3/8" LP	6	SP5331	PD5331	101412	10	14.0	12.7	63.5	16.4
					101412	10				
	.325"	7	SP5330	PD5330	101412	10	14.0	12.6	63.7	16.8
490, 590	.325"	7	SP5174	PD5174	81008	0.5	15.9	12.8	69.0	15.7
	.325"	8	SP5175	PD5175	81008	0.5				
	3/8"	7	PD5176	PD5176	81008	0.5				
2033	3/8" LP	6	SP5165		101412	10				
2141, 2145, 2149, 2150, 2151, 2152, 2153, 2156, 2159, 2245, 2250	.325"	7	SP5172	PD5172	81008	0.5	15.9	13.4	69.0	14.3
	3/8"	7	SP5177	PD5177	81008	0.5	15.9	13.4	69.0	14.3
1020	3/8"	7				0.5				
	.404"	7								
2045, 2050, 2063, 2041	1/4"	8		PD5151	81008	0.5	15.9	13.1		
	.325"	7	SP5152	PD5152	81008	0.5	15.9	12.9/13.1	63.6/63.7	15.6/15.5
CS2188, CS2186	3/8"	7	SP5242	PD5242	81008	0.5				
	.325"	7	SP5245	PD5245	81008	0.5				
CS2255	3/8"	7	SP5252							
	.325"	7	SP5253							
CS2138	3/8" LP	6	SP5250							



A = Bore Diameter
B = Bore Length
C = Drum Diameter
D = Drum Depth

CHAINSAW MAKE & MODELS

	Chain Pitch	Teeth No.	PMD SPUR No.	PMD SPLINE & RIM No.	Bearing No.	Crank Diameter	Bore Diameter A	Bore Length B	Drum Diameter C	Drum Depth D
McCULLOCH										
D44, 1.70-1.76, 105, 125, 200, 250, 300, 380, 440, 450, 550, 740, 790, 795, S797 CP125	.404"	7	SP5265	PD5265	B910	9/16				
	3/8"	8				9/16				
DOUBLE EAGLE, 50, 57, TITAN 50, 57, 70	.325"	8	SP5266	PD5266	81008	0.5				
SP105, SP125	.404"	7	SP5267							
MAC15, 1-40 Thru 1-53, 200, 250	.404"	7	SP5268							
MM-3AS, MAC6, PM6A, SUPER PRO 40, 3200, 365, ALL MINI MAC MODELS, TITAN 35-40, PROMAC 3025, 200-2016, 2316, 2318, 3000, 3210-3216, MAC 110-140, POWER MAC 310-340, PM 480, 120, EAGER BEAVER	3/8" LP	6	SP5269		101412	10	14.0	12.1	70.0	15.0
ProMac-55, PM-60, SP-60, CP-60, CP-70, 1-10, 2-10, MAC3-10, MAC4-10, MAC5-10, MAC6-10, MAC7-10, 10-10, 610, 650, PM750, PM655, PM700, PM800, 850, CP-80, SP-81, SP-81E	3/8"	7	SP5270	PD5270	81008	0.5	15.9	12.9	84.8	21.2
	.404"	7	SP5271	PD5271	81008	0.5	15.9	12.9	84.8	21.2
PM350, PM4000	.325"	7	SP5272		101412	10	14.0	12.2	70.3	16.0
PM46	.325"	8	SP5273	PD5273						
PM36, 40	.325"	7	SP5274	PD5274						
4600, PROMAC 4700, 4900, 5000	.325"	8	SP5275			0.5				
538, 540	3/8" LP	6				0.55				
MAC950	3/8"	7								

MAKITA

DCS33, DCS341, DC340, DCS400, DCS401	3/8" LP	6	SP5024		101412	12	14.0	12.0		
			SP5025		101412	12	14.0	12.1		
DCS6000, DCS6800	3/8"	7	SP5026	PD5026		14				
DCS9010, DCS9000	3/8"	7	SP5032							
DCS5200, DCS520i, DCS43, DCS430, DCS4300, DCS52	3/8" LP	6	SP5028	PD5028	121513	12	15.0	13.0	75.2	14.2
	.325"	8	SP5029	PD5029	121513	12	15.0	13.0	75.2	14.2
	.325"	7		PD5031						
DCS34	3/8" LP	6	SP5034			10				

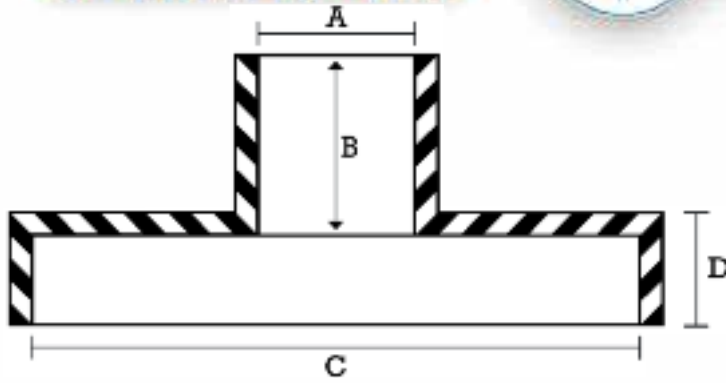
OLEO MAC

233, 234, 240, 241, 244, 340	.325"	7	SP5296		101412	10	14.0	12.2	58.6	16.2
	3/8" LP	6	SP5297	PD5297	101412	10	14.0	12.2	58.6	16.2
250, 251, 254, 264, 50A, 350 (OLD), 355, SUPER 250, BLITZ, 350 AGRISTAR, 264 DELUXE	.325"	8	SP5298	PD5298	101413	10	15.0	14.0	68.2	18.0
	3/8"	7	SP5300	PD5300	101413	10	15.0	14.0	68.2	18.0
350 (OLD)	3/8"	7	SP5308		101413	10	14.0	14.2	68.2	17.4
930, 970, 971, 980, 981	.404"	7		PD5301	151815					
	3/8"	7		PD5302	151815					
935	3/8" LP	6	SP5303		81110	0.5				

SPROCKET DRAWING MEASUREMENTS



Archer



A = Bore Diameter
B = Bore Length
C = Drum Diameter
D = Drum Depth

CHAINSAW MAKE & MODELS

OLEO MAC *continued*

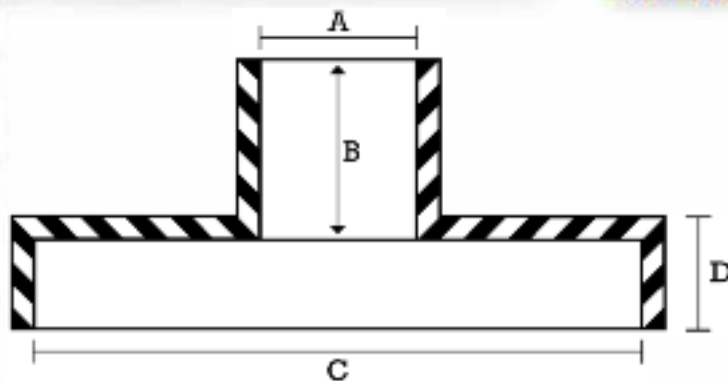
Chain Pitch	Teeth No.	PMD SPUR No.	PMD SPLINE & RIM No.	Bearing No.	Crank Diameter	Bore Diameter A	Bore Length B	Drum Diameter C	Drum Depth D
.325"	7	SP5304	PD5304	121513	12	15.0	14.1	63.4	14.9
	7	SP5305	PD5305	121513	12	15.0	14.1	63.4	14.9
	7			121513	12	15.0	14.1	63.4	14.9
3/8" LP	6	SP5306	PD5306	101313	10	13.0	13.8	63.6	17.5
	7			101313	10				
	7	SP5307	PD5307						
3/8"	8	SP5235	PD5235	151917	15				
	7	SP5237	PD5237	151917	15				
3/8" LP	6	SP5303							
.404"	7	SP5529		141815	14				
.325"	7		PD5169	81008	0.5				
	7		PD5171	81008	0.5				
3/8" LP	6	SP5412			10				

PARTNER

R16, R17, R18, R19, R20, F65, P70, S50, R21, R22, R429, 421, S50, F55, S55, S65, R240, R420, R421, 417, 700	3/8"	7	SP5327	PD5327	141815	14	18.0	16.2	74.0	17.8
	.404"	7	SP5328	PD5328	141815	14	18.0	16.2	74.0	17.8
P100, P85, R30, R35, R40, R435, R440, P18	.404"	7	SP5329			14				
350, 351, 365, 405, P35XT, PH-18XT, P4-20XT, FORMULA 60	3/8" LP	6	SP5331	PD5331	101412	10	14.0	12.7	63.5	16.4
	.325"	7			101412	10				
	.325"	7	SP5330	PD5330	101412	10	14.0	12.6	63.7	16.8
R14	.404"	7	SP5332							
P500, P5000, 400, 48, 49	.325"	7	SP5174	PD5174	81008	0.5	15.9	12.8	69.0	15.7
	.325"	8	SP5175	PD5175	81008	0.5				
	3/8"	7	PD5176	PD5176	81008	0.5				
Mini P3, P3, PA, 22, 330, 350, 1613, 1614, 1616, 1618	3/8" LP	6	SP5100		101310	10	13.0	12.2	58.7	13.8
	.325"	7	SP5101		101310	10				
P400, P500, P545, P5000, P5100	.325"	7		PD5174		0.5				
	.325"	8		PD5175		0.5				
	3/8"	7		PD5176		0.5				
	3/8"	7				0.5				
400, 410, 450, 460, 490, 510	.325"	7		PD5152		0.5				

PIONEER

P-38, P-41, P-42, P-51, 68210, P-52, P-60, P-61, P-62, Farmsaw, 700, 750, 11-50, 11-60, 14-10, 14-20, 1200, 1750, 1850, 2270, S2400, 3200	3/8"	7	SP5354	PD5354	B810	0.5	17.5	19.7	71.9	27.4
	.404"	7	SP5355	PD5355	B810	0.5				



A = Bore Diameter
B = Bore Length
C = Drum Diameter
D = Drum Depth

CHAINSAW MAKE & MODELS

POULAN & POULAN PRO

	Chain Pitch	Teeth No.	PMD SPUR No.	PMD SPLINE & RIM No.	Bearing No.	Crank Diameter	Bore Diameter A	Bore Length B	Drum Diameter C	Drum Depth D
20, MICRO 25, 1800, 2000, MICRO S25, 180, 205, 225, 235, 2100, 2300, 2400	3/8" LP	6	SP5378		58000	0.407	13.5	13.2	63.5	14.1
	1/4"	8	SP5379	PD5379	58000	0.407				
25, 25DA, S25DA	3/8" LP	6	SP5380	PD5380	C1418-1	7/16	14.3	14.3	68.3	14.4
	1/4"	8	SP5381	PD5381	C1418-1	7/16				
	.325"	7	SP5382	PD5382	C1418-1	7/16	14.3	14.3	68.3	14.4
285, 305, 330, 335, 336, 2700, 2800, 3000, 3300, 3350, 3450, 3500	.325"	7	SP5383	PD5383	81008	0.5	15.9	13.2	68.1	17.6
360, 361, 400, 401, 450, 451	3/8"	7	SP5384	PD5384	B88	0.5	17.5	13.1	81.3	18.6
375, 395, 3400, 3700 3800, 4000	3/8"	7	SP5385	PD5385	81008	0.5				
	.404"	7	SP5386	PD5386	81008	0.5				
201, 202, 203, 204, 221, 222, 245A, 306A, 345, 4200, 4400, 4900, 5200, 5400	3/8"	7	SP5387	PD5387	111413	0.5625				
	.404"	7	SP5388	PD5388	111413	0.5625				
6900, 7700, 8500, 8510	3/8"	7	SP5389							
	.404"	7	SP5390							
210, 221, 230, 260, 1950, 2050, 2055, 2075, 2150, 2155, 2175, 2250, 2375, 2450, 2550, Wild Thing	3/8" LP	6	SP5391	PD5391	101310	10	13.0	12.4	63.3	16.7
5500, 6000	3/8"	8	SP5020	PD5020	141815	14	21.0	16.6	83.0	21.1
	.404"	8	SP5021	PD5021	141815	14	21.0	16.6	83.9/82.9	20.9
Super 6000	3/8"	8	SP5022	PD5022	151817	15				
	.404"	7	SP5023	PD5023	151817	15				
325	.325"	7	SP5174	PD5174	81008	0.5				
255, P600, 2275, 2500, 2600, 2700, 2750, 2775, 2900, 3050, PP210, PP295, PP3616, PP3816, PP4018, PP4618, WOODSHARK	3/8" LP	6	SP5331	PD5331	101412	10	14.0	12.7	63.5	16.4
	.325"	7		PD5332	101412	10	14.0	12.7	63.5	16.4
	.325"	7	SP5330	PD5330	101412	10	14.0	12.7	63.5	16.4
415, 475	3/8"	7								

REDMAX / ZENOAH

G250, G2500, G280, G300, G3000, G310, G320AVS, G3200, G3300	3/8" LP	6	SP5412		101313	10	13.0	13.2	68.2	17.2
G380, G3800, G400AVS, G4000, G410AVS, G4100, G415, G4200, G455, G450, G4500	.325"	7	SP5413				15.0	15.2	68.2	13.7
	3/8"	6								
G561AVS, G620AVS, G621AVS, GT556	.325"	7	SP5065	PD5065	101412	10				
	3/8"	7	SP5063	PD5063	101412	10				

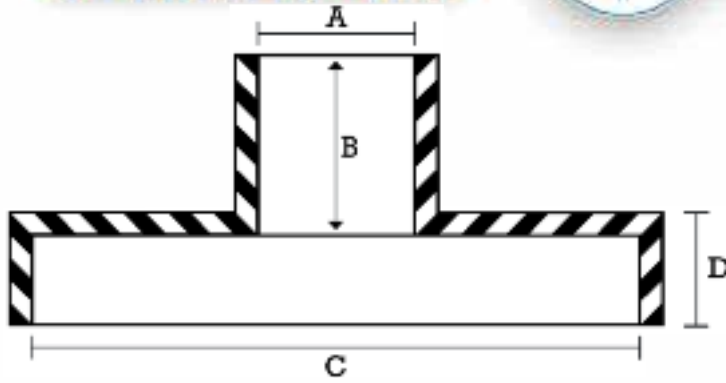
SHINDAIWA

305, 345, 340, 350, 352, 355, 415, 450, 500	.325"	7	SP5424		101316	10	13.0	16.5	68.2	17.3
	1/4"	8	SP5425		101316	10	13.0	16.5	68.2	17.3
	3/8"	7	SP5426		101316	10	13.0	16.5	68.2	17.3
	3/8" LP	6	SP5427		101316	10	13.0	16.5	68.2	17.3
405, 406, 407, 410, 415, 416, 440, 450, 451, 446, 480, 485	.325"	7	SP5428		101316	10	13.0	17.8	67.7	16.7
	3/8"	7	SP5429		101316	10	13.0	17.8	67.7	16.7

SPROCKET DRAWING MEASUREMENTS

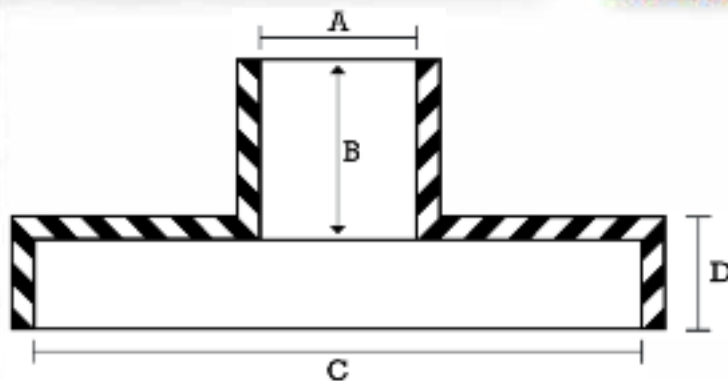


Archer



A = Bore Diameter
B = Bore Length
C = Drum Diameter
D = Drum Depth

CHAINSAW MAKE & MODELS	Chain Pitch	Teeth No.	PMD SPUR No.	PMD SPLINE & RIM No.	Bearing No.	Crank Diameter	Bore Diameter A	Bore Length B	Drum Diameter C	Drum Depth D
SHINDAIWA continued										
488, 575, 580, 680, 685, 695, 577	3/8"	7	SP5430	PD5430	131714	13				
577	3/8"	7		PD5431	131714	13	17.0	14.7	77.8	15.8
757, EC7500, EC7600	3/8"	7		PD5432	131714	13	17.0	14.1	78.0	16.7
400	.325"	7		PD5433	101313	10	13.0	12.8	71.9	16.0
285, 300S, 360, 300, 357, 377, 394	3/8" LP	6	SP5434	PD5434	101316	10	13.0	17.0	68.2	16.9
	.325"	7	SP5435	PD5435	101316	10	13.0	17.0	68.2	16.9
	3/8"	7	SP5436	PD5436	101316	10	13.0	17.0	68.2	16.9
320T, 269T	3/8" LP	6	SP5080	PD5080	101313	10	13.0	13.4	54.0	14.0
	1/4"	8	SP5084	PD5084	101313	10	13.0	13.4	54.0	14.0
SOLO										
626, 642, 70 (with 88mm drum), 611	.404"	7	SP5467			14				
647, 654, 616	.325"	8	SP5468	PD5468	121513	12	15.0	15.5	70.0	16.7
	3/8"	7	SP5469	PD5469	121513	12	15.0	15.5	70.0	16.7
620, 650, 655, 660	3/8"	7	SP5470		141815	14	18.0	14.9	70.0	17.0
603, 670, 680, 690, 681, 694	3/8"	7	SP5471		141815	14	18.0	17.5	89.0	20.7
	.404"	7	SP5472		141815	14				
600, 605, 606 (with 60mm clutch), 631	3/8" LP	6	SP5473		101412	10	14.0	13.5	65.8	18.4
639, 644, 645, 650, 651, 651SP	.325"	7	SP5474	PD5474	101313	10	13.0	13.6	70.0	18.4
662, 667	3/8"	7	SP5475		141815	14	18.0	15.1	70.0	15.9
	.404"	7	SP5476		141815	14	18.0	15.1	70.0	15.9
605, 606 (with 58mm clutch), 632, 634, 638, 641	3/8" LP	6	SP5477		101412	10	14.0	14.2	58.6	16.7
	.325"	7	SP5478		101412	10	14.0	14.2	58.6	16.7
610, 615	.325"	7	SP5480		101310	10	13.0	12.1	50.0	18.6
635, 636	3/8" LP	6	SP5481		B810					
	.325"	7	SP5482		B810					
630, 633, 637, 640	3/8" LP	6	SP5483		B810					
341	.325"	7	SP5484		101412	10				
643 IP	.325"	7								
STIHL										
Electric Rim only	3/8" LP	7								
	1/4"	9								
E140, E180, MSE140, MSE180	3/8" LP	7								
MSE220	3/8"	8								
	.325"	8								
009, 009Q, 010, 010AVEQ, 010AVQ, 110AV, 011AVEQ	3/8" LP	6	SP5505	PD5505	101313	10	13.0	13.2	66.0	16.0
	3/8" LP	7		PD5505	101313	10	13.0	13.2	66.0	16.0
	.325"	7			101313	10	13.0	13.2	66.0	16.0
	1/4"	8	SP5506	PD5506	101313	10	13.0	13.2	66.0	16.0



A = Bore Diameter
B = Bore Length
C = Drum Diameter
D = Drum Depth

CHAINSAW MAKE & MODELS

Chain Pitch	Teeth No.	PMD SPUR No.	PMD SPLINE & RIM No.	Bearing No.	Crank Diameter	Bore Diameter A	Bore Length B	Drum Diameter C	Drum Depth D
-------------	-----------	--------------	----------------------	-------------	----------------	-----------------	---------------	-----------------	--------------

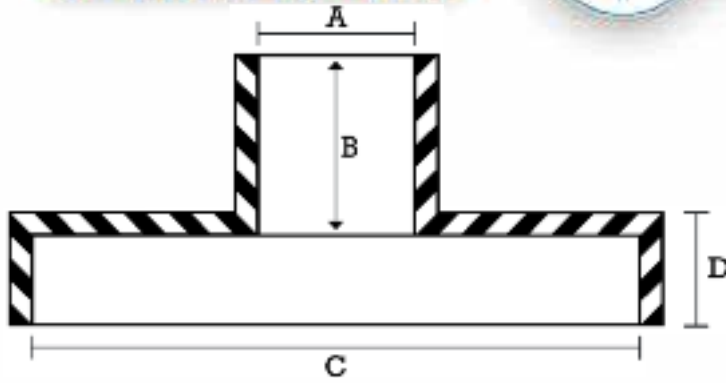
STIHL *continued*

012	.325"	7	SP5507	PD5507	101313	10				
	3/8" LP	6	SP5508	PD5508	101313	10				
	1/4"	8								
015, 015AV, 105EL	3/8" LP	6	SP5509	PD5509	101313	10	13.0	15.4	66.2	16.9
	1/4"	8	SP5510	PD5510	101313	10	13.0	15.4	66.2	16.9
017, 018, 019, 019T, 021, 023, 025, MS210, MS250, MS170, MS180, MS190, 192 CE, MS230, MS192, MS191, MS192, MS211	3/8" LP	6	SP5535	PD5535	101310	10	13.0	11.5	66.0	17.8
	3/8" LP	7		PD5535	101310	10	13.0	11.5	66.0	17.8
	.325"	7	SP5536	PD5536	101310	10	13.0	11.5	66.0	17.8
	.325"	8			101310	10	13.0	11.5	66.0	17.8
	1/4"	8		PD5537	101310	10	13.0	11.5	66.0	17.8
020, 020AV	3/8" LP	6	SP5009		101316	10				
	1/4"	8								
MS192T, MS200T, 020T, 200T, MS200	3/8" LP	6	SP5511	PD5511	101313	10	13.0	13.0	66.4	12.8
	3/8" LP	7		PD5511	101313	10	13.0	13.0	66.4	12.8
	1/4"	8	SP5512	PD5512	101313	10	13.0	13.0	66.4	12.8
	.325"	7								
024, 026 (prior to X25809074)	.325"	7	SP5513	PD5513	101310	10	13.0	11.2	69.0	13.7
	.325"	8			101310	10	13.0	11.2	69.0	13.7
	3/8"	7	SP5514	PD5514	101310	10	13.0	11.2	69.0	13.7
024, 026 (adjustable oiler), MS260, MS240, MS270, MS280, MS281	.325"	7	SP5515	PD5515	101310	10	13.0	11.2	69.0	17.7
	.325"	8			101310	10	13.0	11.2	69.0	17.7
	3/8"	7	SP5516	PD5516	101310	10	13.0	11.2	69.0	17.7
	3/8" LP	7				10	13.0	11.2	69.0	17.7
	3/8" LP	8				10	13.0	11.2	69.0	17.7
028	.325"	7	SP5517	PD5517	101323	10	13.0	24.2	69.0	16.2
	3/8"	7			101323	10	13.0	24.2	69.0	16.2
038, MS380, MS381	3/8"	7	SP5518	PD5518	121624	12	16.0	24.5	71.7	18.8
034, 036, 029, 039, MS290, MS360, MS361, MS390, MS310	3/8"	7	SP5519	PD5519	101310	10	13.0	11.7	75.9	20.3
	.325"	8			101310	10	13.0	11.7	75.9	20.3
	.325"	7	SP5520	PD5520	101310	10	13.0	11.7	75.9	20.3
MS360, 036QS, MS340, 034, 036	3/8"	7			101612	10	16.0	11.7	75.9	20.3
	.325"	8			101612	10	16.0	11.7	75.9	20.3
	.325"	7			101612	10	16.0	11.7	75.9	20.3
045AV, 045AVE, 045AVEQ, 056	3/8"	7	SP5521	PD5521	141717	14	17.0	17.5	77.5	23.1
	3/8"	8	SP5522	PD5522	141717	14	17.0	17.5	77.5	23.1
	.404"	7	SP5523	PD5523	141717	14	17.0	17.5	77.5	23.1
030, 031, 032, 040, 041, FARM BOSS, MS310 (spacer provided)	3/8"	7	SP5524	PD5524	121513	12	15.0	16.4	69.0	18.9
	.325"	8			121513	12	15.0	16.4	69.0	18.9
	.404"	7	SP5525	PD5525	121513	12	15.0	16.4	69.0	18.9
042, 048	3/8"	7	SP5526	PD5526	121624	12	16.0	23.9	75.8	20.7

SPROCKET DRAWING MEASUREMENTS



Archer



A = Bore Diameter
B = Bore Length
C = Drum Diameter
D = Drum Depth

CHAINSAW MAKE & MODELS

CHAINSAW MAKE & MODELS	Chain Pitch	Teeth No.	PMD SPUR No.	PMD SPLINE & RIM No.	Bearing No.	Crank Diameter	Bore Diameter A	Bore Length B	Drum Diameter C	Drum Depth D
STIHL continued										
050, 051, 075, 076	3/8"	7	SP5527	PD5527	141814	14	18.0	17.6	85.9	22.0
	3/8"	8	SP5528	PD5528	141814	14	18.0	17.6	85.9	22.0
	.404"	7	SP5529	PD5529	141814	14	18.0	17.6	85.9	22.0
08, 08S, S10	3/8"	7	SP5530	PD5530	151817	15	18.0	18.0	67.0	21.3
	.404"	7	SP5531	PD5531	151817	15	18.0	18.0	67.0	21.3
070	.404"	7	SP5532	PD5532	151822	15	18.0	22.0	78.0	24.4
090	.404"	7	SP5533	PD5533	151822	15	18.0	21.9	95.8	27.8
	3/8"	7	SP5534	PD5534	151822	15	18.0	21.9	95.8	27.8
044, 046, MS440, MS441, MS460	3/8"	7	SP5538	PD5538	101612	10	16.0	11.7	76.0	18.1
	3/8"	8			101612	10	16.0	11.7	76.0	18.1
	.325"	7	SP5539	PD5539	101612	10	16.0	11.7	76.0	18.1
064, 066, MS660	3/8"	7	SP5540	PD5540	101612	10	16.0	13.4	81.2	21.5
	3/8"	8			101612	10	16.0	13.4	81.2	21.5
	.404"	7	SP5541	PD5541	101612	10	16.0	13.4	81.2	21.5
084, 088, MS880	.404"	7	SP5542	PD5542	121713	12	17.0	13.5	85.0	23.6
	3/8"	8		PD5544	121713	12	17.0	13.5	85.0	23.6
07 (old model)	.404"	7	SP5543		151822	15	18.0	17.9	67.0	21.8


TANAKA

ECS35, ECS355, ECS3351, ECS405, 356, 350, 351, 370	3/8" LP	6	SP5594		101310	10	13.0	10.6	66.0	16.7
ECS415, ECS4000	.325"	7	SP5595		101310	10	13.0	10.6	66.0	16.2
ECS505, ECS650, ECS655, ECV5601	3/8"	7	SP5596				15.0	14.9	71.9	18.9
TCS2801, EC290, 300, 320, 330, TCS3301, TCS3401	3/8" LP	6	SP5597		101310	10	13.0	10.9	59.9	17.2
ECV3801, ECV4501	3/8" LP	6	SP5598				14.0	12.3	66.2	16.5
	.325"	7	SP5599				14.0	12.3	66.2	16.5

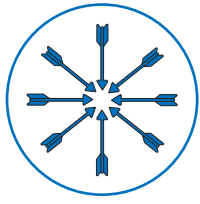


Archer
AUSTRALIA

Metal Brushcutter Blades | 2010



HIGH QUALITY



Archer
AUSTRALIA

METAL BRUSHCUTTER BLADES

 Guaranteed Quality.

 Fast Delivery.

 Exceptional Pricing.

2 TOOTH BLADES

PART#	DIA (MM)	DIA (INCH)	TEETH	BORE (MM)	BORE (INCH)	THICKNESS (MM)
AT0101	255	10	2	25.4	1	1.4
AT0102	255	10	2	25.4	1	1.6
AT0103	255	10	2	25.4	1	1.8
AT0104	305	12	2	25.4	1	1.4
AT0105	305	12	2	25.4	1	1.6
AT0106	305	12	2	25.4	1	1.8
AT0107	355	14	2	25.4	1	1.4
AT0108	355	14	2	25.4	1	1.6
AT0109	355	14	2	25.4	1	1.8
AT0110	400	16	2	25.4	1	1.4
AT0111	400	16	2	25.4	1	1.6
AT0112	400	16	2	25.4	1	1.8
AT0201	255	10	2	25.4	1	1.4
AT0202	255	10	2	25.4	1	1.6
AT0203	255	10	2	25.4	1	1.8
AT0204	305	12	2	25.4	1	1.4
AT0205	305	12	2	25.4	1	1.6
AT0206	305	12	2	25.4	1	1.8
AT0207	355	14	2	25.4	1	1.4
AT0208	355	14	2	25.4	1	1.6
AT0209	355	14	2	25.4	1	1.8
AT0301	255	10	2	25.4	1	1.4
AT0302	255	10	2	25.4	1	1.6
AT0303	255	10	2	25.4	1	1.8
AT0304	305	12	2	25.4	1	1.4
AT0305	305	12	2	25.4	1	1.6
AT0306	305	12	2	25.4	1	1.8



2 TOOTH BLADES *continued*

PART#	DIA (MM)	DIA (INCH)	TEETH	BORE (MM)	BORE (INCH)	THICKNESS (MM)
AT0401	255	10	2	25.4	1	2.5
AT0401X	255	10	2	20	7/8	2.5
AT0402	255	10	2	25.4	1	3.0
AT0402X	255	10	2	20	7/8	3.0
AT0403	255	10	2	25.4	1	4.0
AT0403X	255	10	2	20	7/8	4.0
AT0404	305	12	2	25.4	1	3.0
AT0404X	305	12	2	20	7/8	3.0
AT0405	305	12	2	25.4	1	4.0
AT0405X	305	12	2	20	7/8	4.0
AT0501	305	12	2	25.4	1	3.0
AT0501X	305	12	2	20	7/8	3.0
AT0502	305	12	2	25.4	1	4.0
AT0502X	305	12	2	20	7/8	4.0
AT0601	255	10	3	25.4	1	1.8
AT0602	255	10	3	25.4	1	2.0
AT0603	270	11	3	25.4	1	1.8
AT0604	270	11	3	25.4	1	2.0



3 TOOTH BLADES

PART#	DIA (MM)	DIA (INCH)	TEETH	BORE (MM)	BORE (INCH)	THICKNESS (MM)
AT0701	230	9	3	25.4	1	1.6
AT0701X	230	9	3	20	7/8	1.6
AT0702	230	9	3	25.4	1	1.8
AT0702X	230	9	3	20	7/8	1.8
AT0703	255	10	3	25.4	1	1.6
AT0703X	255	10	3	20	7/8	1.6
AT0704	255	10	3	25.4	1	2.0
AT0704X	255	10	3	20	7/8	2.0
AT0705	255	10	3	25.4	1	2.5
AT0705X	255	10	3	20	7/8	2.5
AT0706	255	10	3	25.4	1	3.0
AT0706X	255	10	3	20	7/8	3.0
AT0707	255	10	3	25.4	1	3.5
AT0707X	255	10	3	20	7/8	3.5
AT0708	300	12	3	25.4	1	3.0
AT0708X	300	12	3	20	7/8	3.0
AT0709	300	12	3	25.4	1	4.0
AT0709X	300	12	3	20	7/8	4.0
AT0710	355	14	3	25.4	1	3.0
AT0710X	355	14	3	20	7/8	3.0
AT0711	355	14	3	25.4	1	4.0
AT0711X	355	14	3	20	7/8	4.0
AT0801	255	10	3	25.4	1	3.0
AT0801X	255	10	3	20	7/8	3.0
AT0802	255	10	3	25.4	1	3.0
AT0802X	255	10	3	20	7/8	3.0
AT0803	300	12	3	25.4	1	3.0
AT0803X	300	12	3	20	7/8	3.0
AT0804	300	12	3	25.4	1	3.0
AT0804X	300	12	3	20	7/8	3.0
AT0901	230	9	3	25.4	1	1.4
AT0902	230	9	3	25.4	1	1.6
AT0903	255	10	3	25.4	1	1.4
AT0904	255	10	3	25.4	1	1.6
AT1001	230	9	3	25.4	1	1.4
AT1002	230	9	3	25.4	1	1.6
AT1003	255	10	3	25.4	1	1.4
AT1004	255	10	3	25.4	1	1.6



3 TOOTH BLADES *continued*

PART#	DIA (MM)	DIA (INCH)	TEETH	BORE (MM)	BORE (INCH)	THICKNESS (MM)
AT1101	305	12	3	25.4	1	1.6
AT1102	305	12	3	25.4	1	1.8
AT1201	300	12	3	25.4	1	3.0
AT1201X	300	12	3	20	7/8	3.0
AT1202	300	12	3	25.4	1	4.0
AT1202X	300	12	3	20	7/8	4.0
AT1301	300	12	3	25.4	1	3.0
AT1301X	300	12	3	20	7/8	3.0




4 TOOTH BLADES

PART#	DIA (MM)	DIA (INCH)	TEETH	BORE (MM)	BORE (INCH)	THICKNESS (MM)
AT1401	300	12	4	25.4	1	3.0
AT1402	300	12	4	25.4	1	4.0
AT1501	200	8	4	25.4	1	1.4
AT1502	200	8	4	25.4	1	1.6
AT1503	230	9	4	25.4	1	1.4
AT1504	230	9	4	25.4	1	1.6
AT1505	255	10	4	25.4	1	1.4
AT1506	255	10	4	25.4	1	1.6
AT1507	255	10	4	25.4	1	1.8
AT1601	255	10	4	25.4	1	1.4
AT1602	255	10	4	25.4	1	1.6
AT1603	255	10	4	25.4	1	1.8
AT1701	255	10	4	25.4	1	1.6
AT1702	255	10	4	25.4	1	1.8
AT1801	255	10	4	25.4	1	1.6
AT1802	255	10	4	25.4	1	1.8



8 TOOTH BLADES

PART#	DIA (MM)	DIA (INCH)	TEETH	BORE (MM)	BORE (INCH)	THICKNESS (MM)
AT1901	230	9	4	25.4	1	1.4
AT1902	230	9	4	25.4	1	1.6
AT1903	255	10	4	25.4	1	1.4
AT1904	255	10	4	25.4	1	1.6
AT1905	255	10	4	25.4	1	1.8



8 TOOTH BLADES *continued*

PART#	DIA (MM)	DIA (INCH)	TEETH	BORE (MM)	BORE (INCH)	THICKNESS (MM)
AT2001	200	8	8	25.4	1	1.4
AT2002	200	8	8	25.4	1	1.6
AT2003	230	9	8	25.4	1	1.4
AT2004	230	9	8	25.4	1	1.6
AT2005	230	9	8	25.4	1	1.8
AT2006	255	10	8	25.4	1	1.6
AT2007	255	10	8	25.4	1	1.8
AT2101	230	9	8	25.4	1	1.6
AT2102	230	9	8	25.4	1	1.8
AT2103	255	10	8	25.4	1	1.6
AT2104	255	10	8	25.4	1	1.8
AT2201	255	10	8	25.4	1	1.6
AT2202	255	10	8	25.4	1	1.8
AT2301	255	10	8	25.4	1	1.6
AT2302	255	10	8	25.4	1	1.8



20 TOOTH BLADES

PART#	DIA (MM)	DIA (INCH)	TEETH	BORE (MM)	BORE (INCH)	THICKNESS (MM)
AT3101	255	10	20	25.4	1	1.6
AT3102	255	10	20	25.4	1	1.8



22 TOOTH BLADES

PART#	DIA (MM)	DIA (INCH)	TEETH	BORE (MM)	BORE (INCH)	THICKNESS (MM)
AT3001	200	8	22	25.4	1	1.6
AT3002	200	8	22	25.4	1	1.8
AT3003	230	9	22	25.4	1	1.6
AT3004	230	9	22	25.4	1	1.8
AT3005	250	10	22	25.4	1	1.8



30 TOOTH BLADES

PART#	DIA (MM)	DIA (INCH)	TEETH	BORE (MM)	BORE (INCH)	THICKNESS (MM)
AT2401	255	10	30	25.4	1	1.6
AT2402	255	10	30	25.4	1	1.8



40 TOOTH BLADES

PART#	DIA (MM)	DIA (INCH)	TEETH	BORE (MM)	BORE (INCH)	THICKNESS (MM)
AT2501	255	10	40	25.4	1	1.6
AT2502	255	10	40	25.4	1	1.8
AT2901	255	10	40	25.4	1	1.6
AT2902	255	10	40	25.4	1	1.8



80 TOOTH BLADES

PART#	DIA (MM)	DIA (INCH)	TEETH	BORE (MM)	BORE (INCH)	THICKNESS (MM)
AT2601	255	10	80	25.4	1	1.6
AT2602	255	10	80	25.4	1	1.8
AT2701	255	10	80	25.4	1	1.6
AT2702	255	10	80	25.4	1	1.8
AT2801	255	10	80	25.4	1	1.6
AT2802	255	10	80	25.4	1	1.8



TUNGSTEN CARBIDE TOOTH

PART#	DIA (MM)	DIA (INCH)	TEETH	BORE (MM)	BORE (INCH)	THICKNESS (MM)
AT3301	230	9	36	25.4	1	1.3
AT3302	255	10	40	25.4	1	1.3
AT3401	230	9	36	25.4	1	1.3
AT3402	255	10	40	25.4	1	1.3
AT3501	230	9	36	25.4	1	1.3
AT3502	255	10	40	25.4	1	1.3
AT3601	230	9	36	25.4	1	1.3
AT3602	255	10	40	25.4	1	1.3
AT3701	230	9	36	25.4	1	1.3
AT3702	255	10	40	25.4	1	1.3
AT3801	230	9	36	25.4	1	1.3
AT3802	255	10	40	25.4	1	1.3
AT3901	230	9	36	25.4	1	1.3
AT3902	255	10	40	25.4	1	1.3



22 TOOTH CLEARING BLADE

PART#	DIA (MM)	DIA (INCH)	TEETH	BORE (MM)	BORE (INCH)	THICKNESS (MM)
ST1	200	8	22	20	7/8	1.8
ST2	200	8	22	25	1"	1.8
ST3	230	9	22	20	7/8	1.8
ST4	230	9	22	25	1"	1.8



26 TOOTH CLEARING BLADE

PART#	DIA (MM)	DIA (INCH)	TEETH	BORE (MM)	BORE (INCH)	THICKNESS (MM)
OPT1	200	8	26	20	7/8	1.6

RAZOR MAX BLADE

PART#	DESCRIPTION	CHAIN PITCH
JM775	7" Razor Max Blade	.325"
JM777	9" Razor Max Blade	3/8"
JM779	Razor Max Blade Repair Kit to suit JM775	.325"
JM780	Razor Max Blade Repair Kit to suit JM777	3/8"
JM782	25.4 mm - 20 mm reducer washer to suit JM775 and JM777 Razor Max blades	





Nylon Line Catalogue | 2010

Trimmer **Line**



Contents




Archer

ECO TRIM - general grade	4-5
RIEHN - commercial grade	6-8
NYLFORCE - professional grade.....	9-11
CUTOP - ultra grade	12-15



Available in different quality grade.

-  GENERALGRADE
-  COMMERCIALGRADE
-  PROFESSIONALGRADE
-  ULTRA GRADE





15M CARD

PART NO.	DIAMETER		LENGTH (M)	SHAPE
	MM	IN		
gDR13M15	1.30	.050	15	ROUND
gDR16M15	1.65	.065	15	ROUND
gDR20M15	2.00	.080	15	ROUND
gDR24M15	2.40	.095	15	ROUND
gDR27M15	2.65	.105	15	ROUND
gDR30M15	3.00	.120	15	ROUND
gDQ20M15	2.00	.080	15	SQUARE
gDQ24M15	2.40	.095	15	SQUARE
gDQ27M15	2.65	.105	15	SQUARE
gDQ30M15	3.00	.120	15	SQUARE

15M BLISTER

gKR13M15	1.30	.050	15	ROUND
gKR16M15	1.65	.065	15	ROUND
gKR20M15	2.00	.080	15	ROUND
gKR24M15	2.40	.095	15	ROUND
gKR27M15	2.65	.105	15	ROUND
gKR30M15	3.00	.120	15	ROUND
gKQ20M15	2.00	.080	15	SQUARE
gKQ24M15	2.40	.095	15	SQUARE
gKQ27M15	2.65	.105	15	SQUARE
gKQ30M15	3.00	.120	15	SQUARE

1/2 LB DONUT

gKR16P05	1.65	.065	95	ROUND
gKR20P05	2.00	.080	63	ROUND
gKR24P05	2.40	.095	44	ROUND
gKR27P05	2.65	.105	36	ROUND
gKR30P05	3.00	.120	28	ROUND
gKQ20P05	2.00	.080	58	SQUARE
gKQ24P05	2.40	.095	40	SQUARE
gKQ27P05	2.65	.105	33	SQUARE
gKQ30P05	3.00	.120	26	SQUARE

ECO TRIM

GENERAL GRADE



Archer



1 LB DONUT

PART NO.	DIAMETER		LENGTH (M)	SHAPE
	MM	IN		
gKR20P10	2.00	.080	126	ROUND
gKR24P10	2.40	.095	87	ROUND
gKR27P10	2.65	.105	72	ROUND
gKR30P10	3.00	.120	56	ROUND
gKQ20P10	2.00	.080	116	SQUARE
gKQ24P10	2.40	.095	80	SQUARE
gKQ27P10	2.65	.105	66	SQUARE
gKQ30P10	3.00	.120	51	SQUARE

0.5Kg BOBBIN

gBR20K05	2.00	.080	139	ROUND
gBR24K05	2.40	.095	96	ROUND
gBR27K05	2.65	.105	79	ROUND
gBR30K05	3.00	.120	62	ROUND
gBQ20K05	2.00	.095	128	SQUARE
gBQ24K05	2.40	.095	88	SQUARE
gBQ27K05	2.65	.105	72	SQUARE
gBQ30K05	3.00	.120	56	SQUARE

3 LB. BOBBIN

gBR20P30	2.00	.080	378	ROUND
gBR24P30	2.40	.095	262	ROUND
gBR27P30	2.65	.105	216	ROUND
gBR30P30	3.00	.120	168	ROUND
gBQ20P30	2.00	.080	349	SQUARE
gBQ24P30	2.40	.095	239	SQUARE
gBQ27P30	2.65	.105	197	SQUARE
gBQ30P30	3.00	.120	153	SQUARE

PRE-CUT

gPR24M04	2.40	.095	425 x 50pcs	ROUND
gPR27M04	2.65	.105	425 x 40pcs	ROUND
gPR30M04	3.00	.120	425 x 30pcs	ROUND
gPQ24M04	2.40	.095	425 x 50pcs	SQUARE
gPQ27M04	2.65	.105	425 x 40pcs	SQUARE
gPQ30M04	3.00	.120	425 x 30pcs	SQUARE



15M CARD

PART NO.	DIAMETER		LENGTh (M)	SHAPE
	MM	IN		
CDR16M15	1.65	.065	15	ROUND
CDR20M15	2.00	.080	15	ROUND
CDR24M15	2.40	.095	15	ROUND
CDR27M15	2.65	.105	15	ROUND
CDR30M15	3.00	.120	15	ROUND
CDQ20M15	2.00	.080	15	SQUARE
CDQ24M15	2.40	.095	15	SQUARE
CDQ27M15	2.65	.105	15	SQUARE
CDQ30M15	3.00	.120	15	SQUARE

15M BLISTER

CKR16M15	1.65	.065	15	ROUND
CKR20M15	2.00	.080	15	ROUND
CKR24M15	2.40	.095	15	ROUND
CKR27M15	2.65	.105	15	ROUND
CKR30M15	3.00	.120	15	ROUND
CKQ20M15	2.00	.080	15	SQUARE
CKQ24M15	2.40	.095	15	SQUARE
CKQ27M15	2.65	.105	15	SQUARE
CKQ30M15	3.00	.120	15	SQUARE

1/2 LB DONUT

CKR16P05	1.65	.065	95	ROUND
CKR20P05	2.00	.080	63	ROUND
CKR24P05	2.40	.095	44	ROUND
CKR27P05	2.65	.105	36	ROUND
CKR30P05	3.00	.120	28	ROUND
CKQ20P05	2.00	.080	58	SQUARE
CKQ24P05	2.40	.095	40	SQUARE
CKQ27P05	2.65	.105	33	SQUARE
CKQ30P05	3.00	.120	26	SQUARE



1 LB DONUT

PART NO.	DIAMETER		LENGTH (M)	SHAPE
	MM	IN		
CKR20P10	2.00	.080	126	ROUND
CKR24P10	2.40	.095	87	ROUND
CKR27P10	2.65	.105	72	ROUND
CKR30P10	3.00	.120	56	ROUND
CKR33P10	3.30	.130	46	ROUND
CKR35P10	3.50	.138	41	ROUND
CKQ20P10	2.00	.080	116	SQUARE
CKQ24P10	2.40	.095	80	SQUARE
CKQ27P10	2.65	.105	66	SQUARE
CKQ30P10	3.00	.120	51	SQUARE
CKQ33P10	3.30	.130	42	SQUARE
CKQ35P10	3.50	.138	38	SQUARE

0.5 Kg BOBBIN

CBR20K05	2.00	.080	139	ROUND
CBR24K05	2.40	.095	96	ROUND
CBR27K05	2.65	.105	79	ROUND
CBR30K05	3.00	.120	62	ROUND
CBR33K05	3.30	.130	51	ROUND
CBR35K05	3.50	.138	45	ROUND
CBQ20K05	2.00	.080	128	SQUARE
CBQ24K05	2.40	.095	88	SQUARE
CBQ27K05	2.65	.105	72	SQUARE
CBQ30K05	3.00	.120	56	SQUARE
CBQ33K05	3.30	.130	47	SQUARE
CBQ35K05	3.50	.138	41	SQUARE

3 LB BOBBIN

CBR20P30	2.00	.080	378	ROUND
CBR24P30	2.40	.095	262	ROUND
CBR27P30	2.65	.105	216	ROUND
CBR30P30	3.00	.120	168	ROUND
CBR33P30	3.30	.130	139	ROUND
CBR35P30	3.50	.138	124	ROUND
CBQ20P30	2.00	.080	349	SQUARE
CBQ24P30	2.40	.095	239	SQUARE
CBQ27P30	2.65	.105	197	SQUARE
CBQ30P30	3.00	.120	153	SQUARE
CBQ33P30	3.30	.130	127	SQUARE
CBQ35P30	3.50	.138	112	SQUARE




5 LB BOBBIN

PART NO.	DIAMETER		LENGTH (M)	SHAPE
	MM	IN		
CBR20P50	2.00	.080	2066	ROUND
CBR24P50	2.40	.095	1430	ROUND
CBR27P50	2.65	.105	1181	ROUND
CBR30P50	3.00	.120	918	ROUND
CBR33P50	3.30	.130	758	ROUND
CBR35P50	3.50	.138	676	ROUND
CBQ20P50	2.00	.080	1909	SQUARE
CBQ24P50	2.40	.095	1305	SQUARE
CBQ27P50	2.65	.105	1079	SQUARE
CBQ30P50	3.00	.120	836	SQUARE
CBQ33P50	3.30	.130	695	SQUARE
CBQ35P50	3.50	.138	613	SQUARE

PRE-CUT DIA

CPR24M04	2.40	.095	425 x 50pcs	ROUND
CPR27M04	2.65	.105	425 x 40pcs	ROUND
CPR30M04	3.00	.120	425 x 30pcs	ROUND
CPR33M04	3.30	.130	425 x 25pcs	ROUND
CPR35M04	3.50	.138	425 x 25pcs	ROUND
CPQ24M04	2.40	.095	425 x 50pcs	SQUARE
CPQ27M04	2.65	.105	425 x 40pcs	SQUARE
CPQ30M04	3.00	.120	425 x 30pcs	SQUARE
CPQ33M04	3.30	.130	425 x 25pcs	SQUARE
CPQ35M04	3.50	.138	425 x 25pcs	SQUARE





15M CARD

PART NO.	DIAMETER		LENGTH (M)	SHAPE
	MM	IN		
PDR16M15	1.65	.065	15	ROUND
PDR20M15	2.00	.080	15	ROUND
PDR24M15	2.40	.095	15	ROUND
PDR27M15	2.65	.105	15	ROUND
PDR30M15	3.00	.120	15	ROUND
PDQ20M15	2.00	.080	15	SQUARE
PDQ24M15	2.40	.095	15	SQUARE
PDQ27M15	2.65	.105	15	SQUARE
PDQ30M15	3.00	.120	15	SQUARE

15M BLISTER

PKR16M15	1.65	.065	15	ROUND
PKR20M15	2.00	.080	15	ROUND
PKR24M15	2.40	.095	15	ROUND
PKR27M15	2.65	.105	15	ROUND
PKR30M15	3.00	.120	15	ROUND
PKQ20M15	2.00	.080	15	SQUARE
PKQ24M15	2.40	.095	15	SQUARE
PKQ27M15	2.65	.105	15	SQUARE
PKQ30M15	3.00	.120	15	SQUARE

1/2 LB DONUT

PKR16P05	1.65	.065	95	ROUND
PKR20P05	2.00	.080	63	ROUND
PKR24P05	2.40	.095	44	ROUND
PKR27P05	2.65	.105	36	ROUND
PKR30P05	3.00	.120	28	ROUND
PKQ20P05	2.00	.080	58	SQUARE
PKQ24P05	2.40	.095	40	SQUARE
PKQ27P05	2.65	.105	33	SQUARE
PKQ30P05	3.00	.120	26	SQUARE



1 LB DONUT

PART NO.	DIAMETER		LENGTH (M)	SHAPE
	MM	IN		
PKR20P10	2.00	.080	126	ROUND
PKR24P10	2.40	.095	87	ROUND
PKR27P10	2.65	.105	72	ROUND
PKR30P10	3.00	.120	56	ROUND
PKR33P10	3.30	.130	46	ROUND
PKR35P10	3.50	.138	41	ROUND
PKR40P10	4.00	.158	32	ROUND
PKQ20P10	2.00	.080	116	SQUARE
PKQ24P10	2.40	.095	80	SQUARE
PKQ27P10	2.65	.105	66	SQUARE
PKQ30P10	3.00	.120	51	SQUARE
PKQ33P10	3.30	.130	42	SQUARE
PKQ35P10	3.50	.138	38	SQUARE
PKQ40P10	4.00	.158	29	SQUARE

0.5 Kg BOBBIN

PBR20K05	2.00	.080	139	ROUND
PBR24K05	2.40	.095	96	ROUND
PBR27K05	2.65	.105	79	ROUND
PBR30K05	3.00	.120	62	ROUND
PBR33K05	3.30	.130	51	ROUND
PBR35K05	3.50	.138	45	ROUND
PBR40K05	4.00	.158	35	ROUND
PBQ20K05	2.00	.080	128	SQUARE
PBQ24K05	2.40	.095	88	SQUARE
PBQ27K05	2.65	.105	72	SQUARE
PBQ30K05	3.00	.120	56	SQUARE
PBQ33K05	3.30	.130	47	SQUARE
PBQ35K05	3.50	.138	41	SQUARE
PBQ40K05	4.00	.158	32	SQUARE

3 LB BOBBIN

PBR20P30	2.00	.080	378	ROUND
PBR24P30	2.40	.095	262	ROUND
PBR27P30	2.65	.105	216	ROUND
PBR30P30	3.00	.120	168	ROUND
PBR33P30	3.30	.130	139	ROUND
PBR35P30	3.50	.138	124	ROUND
PBR40P30	4.00	.158	95	ROUND
PBQ20P30	2.00	.080	349	SQUARE
PBQ24P30	2.40	.095	239	SQUARE
PBQ27P30	2.65	.105	197	SQUARE
PBQ30P30	3.00	.120	153	SQUARE
PBQ33P30	3.30	.130	127	SQUARE
PBQ35P30	3.50	.138	112	SQUARE
PBQ40P30	4.00	.158	87	SQUARE



PROFESSIONAL GRADE

5 LB BOBBIN

PART NO.	DIAMETER		LENGTH (M)	SHAPE
	MM	IN		
PBR20P50	2.00	.080	630	ROUND
PBR24P50	2.40	.095	436	ROUND
PBR27P50	2.65	.105	360	ROUND
PBR30P50	3.00	.120	280	ROUND
PBR33P50	3.30	.130	231	ROUND
PBR35P50	3.50	.138	206	ROUND
PBR40P50	4.00	.158	159	ROUND
PBQ20P50	2.00	.080	582	SQUARE
PBQ24P50	2.40	.095	298	SQUARE
PBQ27P50	2.65	.105	329	SQUARE
PBQ30P50	3.00	.120	255	SQUARE
PBQ33P50	3.30	.130	212	SQUARE
PBQ35P50	3.50	.138	187	SQUARE
PBQ40P50	4.00	.158	144	SQUARE

PRE-CUT

PPR24M04	2.40	.095	425 x 50pcs	ROUND
PPR27M04	2.65	.105	425 x 40pcs	ROUND
PPR30M04	3.00	.120	425 x 30pcs	ROUND
PPR33M04	3.30	.130	425 x 25pcs	ROUND
PPR35M04	3.50	.138	425 x 25pcs	ROUND
PPR40M04	4.00	.158	425 x 20pcs	ROUND
PPQ24M04	2.40	.095	425 x 50pcs	SQUARE
PPQ27M04	2.65	.105	425 x 40pcs	SQUARE
PPQ30M04	3.00	.120	425 x 30pcs	SQUARE
PPQ33M04	3.30	.130	425 x 25pcs	SQUARE
PPQ35M04	3.50	.138	425 x 25pcs	SQUARE
PPQ40M04	4.00	.158	425 x 20pcs	SQUARE





15 M BLISTER

PART NO.	DIAMETER		LENGTH (M)	SHAPE
	MM	IN		
UKR20M15	2.00	.080	15	ROUND
UKR24M15	2.40	.095	15	ROUND
UKR27M15	2.65	.105	15	ROUND
UKR30M15	3.00	.120	15	ROUND
UKQ20M15	2.00	.080	15	SQUARE
UKQ24M15	2.40	.095	15	SQUARE
UKQ27M15	2.65	.105	15	SQUARE
UKQ30M15	3.00	.120	15	SQUARE

1/2 LB DONUT

UKR20P05	2.00	.080	63	ROUND
UKR24P05	2.40	.095	44	ROUND
UKR27P05	2.65	.105	36	ROUND
UKR30P05	3.00	.120	28	ROUND
UKQ20P05	2.00	.080	58	SQUARE
UKQ24P05	2.40	.095	40	SQUARE
UKQ27P05	2.65	.105	33	SQUARE
UKQ30P05	3.00	.120	26	SQUARE

1 LB DONUT

UKR20P10	2.00	.080	126	ROUND
UKR24P10	2.40	.095	87	ROUND
UKR27P10	2.65	.105	72	ROUND
UKR30P10	3.00	.120	56	ROUND
UKR33P10	3.30	.130	46	ROUND
UKR35P10	3.50	.138	41	ROUND
UKR40P10	4.00	.158	32	ROUND
UKQ20P10	2.00	.080	116	SQUARE
UKQ24P10	2.40	.095	80	SQUARE
UKQ27P10	2.65	.105	66	SQUARE
UKQ30P10	3.00	.120	51	SQUARE
UKQ33P10	3.30	.130	42	SQUARE
UKQ35P10	3.50	.138	38	SQUARE
UKQ40P10	4.00	.158	29	SQUARE

CUTTOP

ULTRA GRADE



Archer



0.5 Kg BOBBIN

PART NO.	DIAMETER		LENGTH (M)	SHAPE
	MM	IN		
UBR20K05	2.00	.080	139	ROUND
UBR24K05	2.40	.095	96	ROUND
UBR27K05	2.65	.105	79	ROUND
UBR30K05	3.00	.120	62	ROUND
UBR33K05	3.30	.130	51	ROUND
UBR35K05	3.50	.138	45	ROUND
UBR40K05	4.00	.158	35	ROUND
UBQ20K05	2.00	.080	128	SQUARE
UBQ24K05	2.40	.095	88	SQUARE
UBQ27K05	2.65	.105	72	SQUARE
UBQ30K05	3.00	.120	56	SQUARE
UBQ33K05	3.30	.130	47	SQUARE
UBQ35K05	3.50	.138	41	SQUARE
UBQ40K05	4.00	.158	32	SQUARE

3 LB BOBBIN

UBR20P30	2.00	.080	378	ROUND
UBR24P30	2.40	.095	262	ROUND
UBR27P30	2.65	.105	216	ROUND
UBR30P30	3.00	.120	168	ROUND
UBR33P30	3.30	.130	139	ROUND
UBR35P30	3.50	.138	124	ROUND
UBR40P30	4.00	.158	95	ROUND
UBQ20P30	2.00	.080	349	SQUARE
UBQ24P30	2.40	.095	239	SQUARE
UBQ27P30	2.65	.105	197	SQUARE
UBQ30P30	3.00	.120	153	SQUARE
UBQ33P30	3.30	.130	127	SQUARE
UBQ35P30	3.50	.138	112	SQUARE
UBQ40P30	4.00	.158	87	SQUARE



5 LB BOBBIN

PART NO.	DIAMETER		LENGTH (M)	SHAPE
	MM	IN		
UBR20P50	2.00	.080	630	ROUND
UBR24P50	2.40	.095	436	ROUND
UBR27P50	2.65	.105	360	ROUND
UBR30P50	3.00	.120	280	ROUND
UBR33P50	3.30	.130	231	ROUND
UBR35P50	3.50	.138	206	ROUND
UBR40P50	4.00	.158	159	ROUND
UBQ20P50	2.00	.080	582	SQUARE
UBQ24P50	2.40	.095	398	SQUARE
UBQ27P50	2.65	.105	329	SQUARE
UBQ30P50	3.00	.120	255	SQUARE
UBQ33P50	3.30	.130	212	SQUARE
UBQ35P50	3.50	.138	187	SQUARE
UBQ40P50	4.00	.158	144	SQUARE

10 LB BOBBIN

UBR24P99	2.40	.095	872	ROUND
UBR27P99	2.65	.105	720	ROUND
UBR30P99	3.00	.120	560	ROUND
UBR33P99	3.30	.130	463	ROUND
UBR35P99	3.50	.138	412	ROUND
UBR40P99	4.00	.158	317	ROUND
UBQ24P99	2.40	.095	796	ROUND
UBQ27P99	2.65	.105	657	SQUARE
UBQ30P99	3.00	.120	510	SQUARE
UBQ33P99	3.30	.130	424	SQUARE
UBQ35P99	3.50	.138	375	SQUARE
UBQ40P99	4.00	.158	289	SQUARE

CUTTOP

ULTRA GRADE




Archer

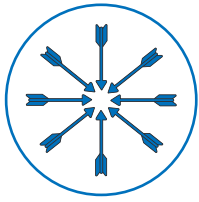


PRE-CUT

PART NO.	DIAMETER		LENGTH (M)	SHAPE
	MM	IN		
UPR24M04	2.40	.095	425 x 50pcs	ROUND
UPR27M04	2.65	.105	425 x 40pcs	ROUND
UPR30M04	3.00	.120	425 x 30pcs	ROUND
UPR33M04	3.30	.130	425 x 25pcs	ROUND
UPR35M04	3.50	.138	425 x 25pcs	ROUND
UPR40M04	4.00	.158	425 x 20pcs	ROUND
UPQ24M04	2.40	.095	425 x 50pcs	SQUARE
UPQ27M04	2.65	.105	425 x 40pcs	SQUARE
UPQ30M04	3.00	.120	425 x 30pcs	SQUARE
UPQ33M04	3.30	.130	425 x 25pcs	SQUARE
UPQ35M04	3.50	.138	425 x 25pcs	SQUARE
UPQ40M04	4.00	.158	425 x 20pcs	SQUARE



HIGH QUALITY



Archer
AUSTRALIA

NYLON STARTER CORD



↪ Guaranteed Quality.

↪ Fast Delivery.

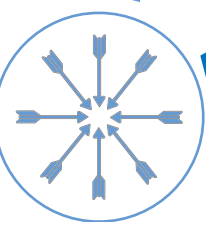
↪ Exceptional Pricing.

- Diamond braid & inner woven core for extra strength
- Nylon material is resistant to oil & fuel
- Resists outer fraying & long wearing properties with a degree of elasticity
- Order \$10,000 in mixed sizes and you can choose your own colour
- 100 metre reels

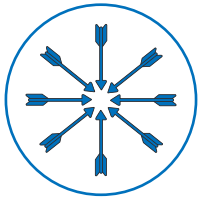
PART #	DIA mm	ROPE NUMBER
A6000	2.8	3-1/2
A6001	3	4
A6002	3.5	4-1/2
A6003	4	5
A6004	4.5	5-1/2
A6005	5	6
A6006	5.5	7
A6007	6.0	8



Archer NYLON STARTER CORD



HIGH QUALITY



Archer
AUSTRALIA

Replacement

CYLINDERS *with Piston & Rings*

↪ Guaranteed Quality.

↪ Improved Delivery.

↪ Exceptional Pricing.

- Made in Taiwan & China
- Premium quality
- Made by gravity die pressure casting
- More durable than high pressure die cast

NOW

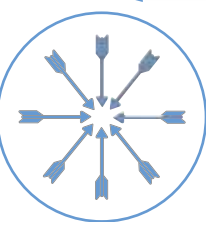
- Better Delivery
- Bigger Range
- Super Pricing

**ARCHER
IMPROVES**



→ We recommend a FUEL:OIL mixture of 25:1

Archer **CYLINDERS** *with Piston & Rings*



HIGH QUALITY AFTERMARKET CYLINDERS WITH PISTON & RINGS



Sell all ARCHER cylinders with the upmost confidence due to the following benefits and features:

- 1 Material** – Both our factories use the highest grade material, coming out of Japan. This is AC4B.
 - 2 Coating** – before coating all of our cylinders are put through 13 preliminary processes to ensure maximum penetration, thickness and coverage. Coating thickness is 0.04 to 0.06mm of chrome which increases the life of the cylinder.
 - 3 Machining** – Complete machining on all cylinders is performed by accurate CNC tool centres.
 - 4 Die-Casting** – All our cylinders are made by slow gravity feed die casting. This increases the weight of the cylinder which enhances the performance and life.
 - 5 Tooling** – Each cylinder tooling has a limited life and are replaced after the manufacture of 50, 000 pieces. Further to this all tools are regularly checked and maintained on a monthly basis.
 - 6 Quality Control** – Special inspection is done on every cylinder inlet and exhaust ports which includes chamfering of all burrs. Every 20th cylinder off the production line is thoroughly inspected.
 - 7 Nicosil** – We do offer Nicosil coating on our range of cylinders at an extra cost (depending on cylinder). Benefits of the nicosil coating is the cylinder runs at a cooler temperature which in turn creates less wear. This ultimately leads to a longer life and better performance. Though we do believe its an unnecessary extra charge and we stand by our standard chrome coating.
 - 8 Packaging** – All ARCHER cylinders are well presented and packaged in high durability and gloss ARCHER boxes with full description and part number.
- Both our factories have over 30 years experience in the cylinder industry and are Taiwan owned.
 - Both factories are OEM chainsaw suppliers (Western and China) as well as OEM motorcycle.
 - You can expect at least 3 times more life out of our cylinders over our cheaper competitors.
 - Very soon all our cylinders will be packed with base gaskets to suit on top of our piston assemblies.
 - We also offer cylinders only or pistons only at customer requests.
 - We stand by our quality and guarantee every cylinder sold.



→ We recommend a FUEL:OIL mixture of 25:1 for first tank

HIGH QUALITY AFTERMARKET CHAINSAW CYLINDERS WITH PISTON & RINGS

Part No.	Fits	DIA.	OEM No.
Replacement HUSQVARNA Cylinders			
HU0060	268 / 268K	50mm	503 61 10-71
HU0061	288 / 181 / 281	54mm	503 90 74-01
HU0062	272 / 272K	50mm	503 60 96-71
HU0063	365 - 503 69 10-73	48mm	503 69 10-73
HU0064	362 / 371 / 372	50mm	503 62 64 72
HU0065	395	56mm	503 99 39 71
HU0066	55	45mm	503 16 91 71
HU0067	51	44mm	503 16 83 01
HU0164	372XP		
HU0166	359	47mm	537 15 73 02
HU0167	340	40mm	
HU0168	61	48mm	503 53 20-71

Replacement PARTNER Cylinders



PA0004	351 / 370 / 390 / 420	38mm	530 06 98-06
--------	-----------------------	------	--------------

Replacement SHINDAIWA Cylinders

SH0017	488	43mm	22157-12110
SH0018	C230	32mm	20016-12110

Replacement STIHL Cylinders

ST0086	046 / MS460	52mm	1128-020-1221
ST0087	066 / MS660	54mm	1122-020-1211
ST0088	036 / 036SQ / MS360 / MS360C	48mm	1125-020-1215
ST0140	038 / MS380	52mm	1119 020 1215
ST0141	MS441 / MS441C	50mm	1138 020 1201
ST0142	050 / 051 / TS510 / TS050	52mm	1111 020 1200
ST0335	026 / MS260 / MS260C	44mm	1121 020 1208
ST0340	044 / MS440	50mm	1128 020 1227
ST0345	090 / 090G	66mm	1106 020 1211
ST0615	MS361	47mm	1135 020 1202
ST0619	MS190	38mm	1130 020 1206
ST0620	MS310	47mm	1127 020 1218
ST0621	MS390	49mm	1127 020 1216
ST0623	41	44mm	1110 020 1203
ST0626	MS381		
ST0813	070	58mm	1106 020 1202



→ We recommend a FUEL:OIL mixture of 25:1 for first tank

HIGH QUALITY AFTERMARKET BRUSHCUTTER CYLINDERS WITH PISTON & RINGS

Part No.	Fits	DIA.	OEM No.
Replacement KAWASAKI Cylinders			
KA0001	TD40	40mm	

Replacement MITSUBISHI Cylinders

MI0001	TL43	40mm	
MI0002	T200	39mm	
MI0003	TL33	36mm	
MI0005	TL26	33mm	

Replacement SHINDAIWA Cylinders

SH0019	C-35	36mm	70196-12110
SH0020	B-45	40mm	70198-12110

Replacement STIHL Cylinders

ST0144	FS400 / FS450 / FS480 / SP400 / SP450		4128 020 1201
ST0145	FR350 / FR450 / FR480 / FS400 / FS450 / FS480 / SP400 / SP450	42mm	4128 020 1211
ST0146	FR350 / FR450 / FR480 / FS400 / FS450 / FS480	44mm	4128 020 1202
ST0616	FS85	47mm	4137 020 1202
ST0624	FS120 / 180	35mm	4137 020 1213
ST0625	FS200 / 220	38mm	4137 020 1212

Replacement TANAKA Cylinders

TA0001	221	30mm	
TA0002	318	36mm	
TA0003	328	36mm	
TA0004	338	36mm	
TA0005	338	40mm	

Replacement ZENOAH Cylinders

ZE0001	G4K	40mm	
--------	-----	------	--



→ We recommend a FUEL:OIL mixture of 25:1 for first tank

**HIGH QUALITY AFTERMARKET
CUT-OFF SAWS, SMALL ENGINE
AND BLOWERS
CYLINDERS
WITH PISTON & RINGS**

Part No.	Fits	Type	DIA.	OEM No.
Replacement MAKITA Cylinders				
MA0012	DCS6401	cut off saw	50mm	040-130-030

Replacement PARTNER Cylinders

PA0010	K650 / K700	cut off saw	50mm	506 09 92-12
PA0011	K1250	cut off saw	60mm	506 29 42-72
PA0016	K950	cut off saw	56mm	
PA0017	K750	cut off saw	51mm	506 38 61-71

Replacement STIHL Cylinders

ST0610	SR320 / SR400	blower	46mm	
ST0130	TS360	cut off saw	49mm	4201 020 1200
ST0143	TS400	cut off saw	49mm	4223 020 1200
ST0197	TS350	cut off saw	47mm	1108 020 1220

Replacement ROBIN Cylinders

RO0011	EC04	small engines	40mm	
RO0012	NB411	small engines	40mm	



Please note:

*These non-genuine replacement parts are to fit models made by Stihl, Husqvarna, Partner and etc.
By no means do we intend to offer these off as genuine parts.*

→ We recommend a FUEL:OIL mixture of 25:1 for first tank



Archer
AUSTRALIA

Chainsaw Sharpening Tools & Accessories 2010



Contents



Archer

Superpro File Guide	4
Pro Filing Guide	5
Flat File Holder	6
Deluxe Pro Sharpener	6
Deluxe Pro Sharpening Kit	7
Pouch and Sharpening Kit	7
Sharpening Kit - Roll-Up Pouch	7
Roller Type Sharpening Kit	8
Bench Mounted Grinder - Electrical	8
110 / 220 Volt Bar Mounted Mini Grinder	9
12 Volt Bar Mounted Mini Grinder	9
Pro Speed Bench Grinder	10
Grinding Wheels	10
Multi Mini Hand Saw Grinder	11
Cordless Chainsaw Grinder	11
12 Volt Saw Chain Sharpener	12
12 Volt Grinder Points / Stones	12
Flat File	12
Files - Chainsaw	13
File Handles	15
Sharpening Aids and Tools	14
Bar Covers	14
Stump Vice	14
T-Wrenches	15
2 Stroke Mixing Bottle	15
Chain Breaker	16
Chain Spinner	16
Pocket Chain Breaker	16
Grease Gun	17
Starter Cord	17
Bar Nuts	18
Spark Plugs	18
Grenade Wedge	19
Splitting Wedge	19
Plastic Wedges	19
Motor Service Kit	20
Guide Bar Mount Spacers	20
Top Saw Chainsaw Tool	20
Bar and Chain Combo's	21
Chain Loops	21
Throttle Control Cable	22
Bar Rail Dresser	22
Axes	22
Log Horses	23
Chainsaw Carry Bag	23



SUPERPRO FILE GUIDE



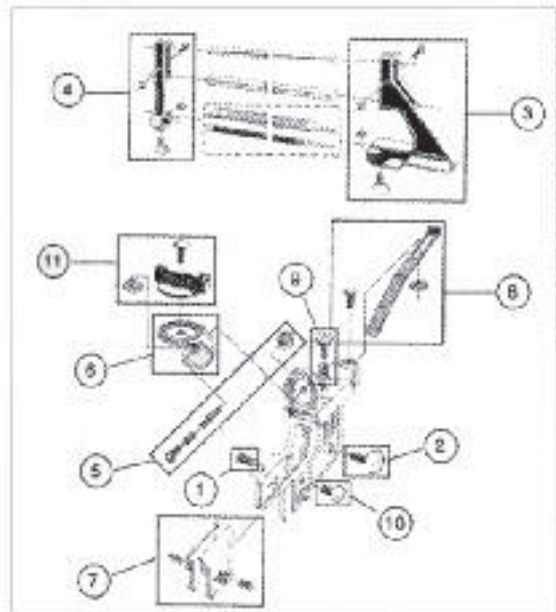
Part No. A6501

This precision-built filing guide gives consistent, accurate sharpening results comparable to that of a motorized grinder for a fraction of the cost. Easy to install on the saw bar with the chain in place. Replacement parts are available separately.



REAPLCEMENT PARTS LIST

PART NO.	DESCRIPTION
A6501-1	Frame Locking Screw
A6501-2	Pressure Thumb Screw
A6501-3	Handle Kit
A6501-4	Arm Kit
A6501-5	Bar Stop Knob Adjustment Kit
A6501-6	Swivel Support
A6501-7	Spring and Jaw Kit
A6501-8	Stop - Spring Kit
A6501-9	Height Adjustment Knob Kit
A6501-10	Small Thumb Screw (5 Pack)
A6501-11	Swivel Kit





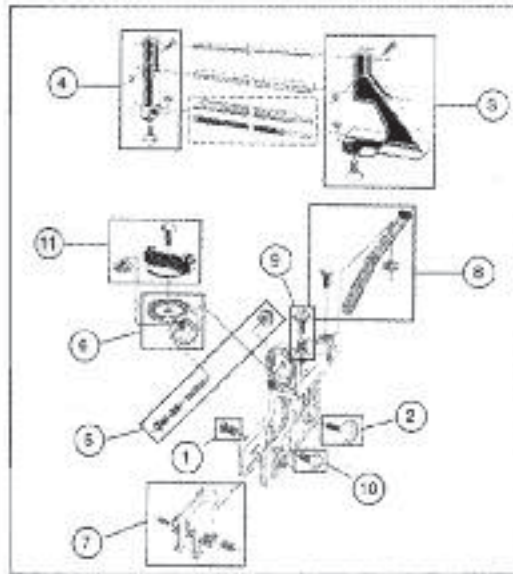
PRO FILING GUIDE



Part No. A6500

REAPLCEMENT PARTS LIST

PART NO.	DESCRIPTION
A6500-1	Frame Locking Screw
A6500-2	Pressure Thumb Screw
A6500-3	Handle Kit
A6500-4	Arm Kit
A6500-5	Bar Stop Knob Adjustment Kit
A6500-6	Swivel Support
A6500-7	Spring and Jaw Kit
A6500-8	Stop - Spring Kit
A6500-9	Height Adjustment Knob Kit
A6500-10	Small Thumb Screw (5 Pack)
A6500-11	Swivel Kit





FLAT FILE HOLDERS

Comes packed in plastic bag. No file or handle included.

File and handle can be included upon request.

PART NO.	INCH	MM	FILE
A221-GC	5/32"	4.0	8"
A222-GC	3/16"	4.8	8"
A223-GC	7/32"	5.5	8"
A221-GL	5/32"	4.0	8"
A222-GL	3/16"	4.8	8"
A223-GL	7/32"	5.5	8"
A221-GT	5/32"	4.0	8"
A222-GT	3/16"	4.8	8"
A223-GT	7/32"	5.5	8"
A221-GS	5/32"	4.0	8"
A222-GS	3/16"	4.8	8"
A223-GS	7/32"	5.5	8"



DELUXE PRO SHARPENER

Display pack with file and handle.

With Plastic Handle

PART NO.	INCH	MM	FILE
A221	5/32"	4	8"
A222	3/16"	4.8	8"
A223	7/32"	5.5	8"



With Wooden Handle



PART NO.	INCH	MM	FILE
A221-L	5/32"	4	8"
A222-L	3/16"	4.8	8"
A223-L	7/32"	5.5	8"



DELUXE PRO SHARPENER KIT

Display pack with round file, flat file and depth gauge tool.

PART NO.	INCH	MM	FILE
A224	5/32"	4	8"
A225	3/16"	4.8	8"
A226	7/32"	5.5	8"



POUCH & SHARPENING KIT

Saw Chain sharpening kit complete with round file, flat file, file guide, depth gauge and cleaning tool in handy carry bag/pouch.

PART NO.	SIZE
A236-C	5/32"
A237-C	3/16"
A238-C	7/32"



SHARPENING KIT - ROLL UP POUCH

Kit includes 3 round files, 1 flat file, 1 handle, 1 file guide and 1 file mate gauge.

PART NO.	SIZE		FILE
	INCH	MM	
A236-P	5/32"	4.0mm	8"
A237-P	3/16"	4.8mm	8"
A238-P	7/32"	5.5mm	8"





ROLLER TYPE SHARPENING KIT



Kit includes 1 round file, 1 flat file, 1 plastic handle and 1 roller style sharpener.

PART NO.	SIZE		FILE
	INCH	MM	
A555D	5/32"	4.0mm	8"
A548D	3/16"	4.8mm	8"
A540D	7/32"	5.5mm	8"
<hr/>			
A001P	5/32"	4.0mm	8"
A002P	3/16"	4.8mm	8"
A003P	7/32"	5.5mm	8"



BENCH MOUNTED GRINDER - ELECTRIC

Complete with 1 Grinding Wheel to suits 3/8" LP and .325" chain.

PART NO.

A2000-220V

A2000-110V





BAR MOUNTED MINI GRINDER - 220/110 volt



This compact grinder leaves a precision machined finish on cutters without having to remove the chain from saw.

Comes with grinding wheel, a wheel dressing brick and template for pitch / depth gauge setting and wheel contour. Sharpens 1/4", .325" and 3/8" LP.

PART NO.

A2003-220V

A2003-110V



BAR MOUNTED MINI GRINDER - 12 volt



Part No. **A2004**

This compact grinder leaves a precision machined finish on cutters without having to remove the chain from saw.

Comes with grinding wheel, a wheel dressing brick and template for pitch / depth gauge setting and wheel contour. Sharpens 1/4", .325" and 3/8" LP.





PRO SPEED BENCH GRINDER

Wheel Size: 145 x 22.2 x 4.7

PART NO. DESCRIPTION

A2001-220V

A2001-110V



GRINDING WHEELS

PMD grinding wheels leave a precision finish and are designed to suit 22mm shaft diameter bench chain grinders. Wheels are machine balanced to give true performance.



PART NO.	SIZE	SUITS
A210	145 x 22 x 4.7	.325", 3/8", .404"
A211	145 x 22 x 3.2	.325", 3/8" LP & 1/4"
A2011	105 x 22 x 4.7	.325", 3/8" & .404"
A2010	105 x 22 x 3.2	1/4", .325", 3/8"
A2014	145 x 22 x 8.0	3/4"
A212	145 x 22 x 6.0	Depth Gauge



MULTI MINI HAND SAW CHAIN GRINDER



A durable, economical tool that makes hand sharpening easy.

- Rugged, reliable
- Withstands periods of extended use
- Runs on a standard 12 Volt auto-type battery
- Sharpens any round-ground 1/4", .325", 3/8" or .404" pitch chain
- Includes 3 sizes of sharpening stones (5/32", 3/16" and 7/32") and a collet wrench



PART NO.

A219E-220V

A219E-110V

CORDLESS CHAINSAW GRINDER

Part No. A1000P

Cordless rotary tool has loads of power and is long lasting between sharpening and charges. Comes in beautiful carry case.





12 VOLT SAW CHAIN SHARPENER

Part No. A219

Economical & accurate way to sharpen chainsaws. Comes complete with plastic carry case.



12 VOLT GRINDER POINTS/STONES

High quality threaded mounted points to use with 12 volt or cordless grinders.


PART NO.	SIZE	PACK
A257	5/32"	5
A258	3/16"	5
A259	7/32"	5
A254	5/32"	25
A255	3/16"	25
A256	7/32"	25



FLAT FILE

Part No. A243C

6" Flat File






FILES

Quality round saw chain files in convenient plastic carry pack or blister pack for easy display.

PART NO.	SIZE	PACK
A251	5/32" x 8"	12 pack
A252	3/16" x 8"	12 pack
A253	7/32" x 8"	12 pack
A251-2P	5/32" x 8"	2 pack
A252-2P	3/16" x 8"	2 pack
A253-2P	7/32" x 8"	2 pack
A251-3P	5/32" x 8"	3 pack
A252-3P	3/16" x 8"	3 pack
A253-3P	7/32" x 8"	3 pack



FILE HANDLE

PART NO.	DESCRIPTION
A239	Wooden Handle - single
A240	Ezy Grip Rubber - single
A280	Oz Grip - single
A282	Italian File Handle - single
A283	Euro File Handle - single
A01L	Scan Handle
A11R	Sparkplug Handle



A239



A240



A282



A283



A280



A01L



A11R



SHARPENING AIDS & TOOLS

PART NO.	DESCRIPTION
A170	Depth gauge tool
A171	Bar Cleaner
A172	Filemate
A173	Depth Gauge & Cleaner
A010-S	Plastic Gauge Checker



A170



A171



A172



A173



A173

BAR COVERS

Strong and durable plastic bar covers, designed for a non slip fit. The ideal tool to help protect your guide bar and chain. Designed to fit most chainsaws.

PART NO.	SIZE
A214	16" Slim Bar Cover
A215	16" Wide Bar Cover
A216	20" Wide Bar Cover
A217	24" Wide Bar Cover



STUMP VICE

Strong cast alloy sharpening tool, designed with extended legs to provide increased stability. Screw lock secures chainsaw in place, enabling quick and easy on the job sharpening. Bright, powder coated finish.

PART NO.	SIZE
A208	Standard





COMBINATION T-WRENCHES

Attractively packaged for easy display. Manufactured from high quality zinc plated steel. High impact stress capacity testing allows for greater pressure to be exerted on wrench.



PART NO.	HEAD	SHAFT
A340	21 x 17	2 1/2
A341	19 x 13	2 5/8
A342	16 x 13	2 1/2
A343	19 x 14	3 1/3
A344	21 x 13	2 5/16
A345	16 x 11	3 1/2
A346	19 x 10	2 1/2
A347	19 x 17	2 1/2
A348	21 x 15	2 1/2

PART NO.	HEAD	SHAFT
A349	19 x 13	2
A350	19 TORX	
A351	13 x 16	2 1/2
A352	19 x 10	3
A353	19 x 13	2 3/4

2 STROKE MIXING BOTTLE

Part No. A970

For mixing petrol and 2-stroke oil in the correct ratio as required by petrol chain-saws, trimmers, brushcutters and any other 2-stroke garden power machines.





CHAIN BREAKER

Specially designed cam for more punching leverage and a unique anvil for driving bar nose rivets. Made with welded steel construction.

PART NO.	DESCRIPTION
A188	Chain Breaker
A194	Punch to suit Bar Rivets
A195	Punch to suit Chain rivets
A196	Breaker Anvil
A197	Breaker Handle
A198	Anvil to suit Bar Rivets



CHAIN SPINNER

Tough enough for 3/4" pitch chain, and built to fit all pitches. Welded steel construction.

PART NO.	DESCRIPTION
A189	Chain Spinner
A190	Spinner Handle
A191	Spinner anvil 3/8" & 404"
A192	Spinner Anvil .325" & 3/8" LP
A193	Take up Handle



POCKET CHAIN BREAKER

Simple to use. Breaks 1/4", .325", 3/8' and .404" pitch chain.

Includes 2 punches:

1 Chain Punch Rivet and 1 Bar Punch Rivet.

PART NO.	DESCRIPTION
A187	Pocket Chain Breaker





GREASE GUNS

Premium Plastic Grease Gun with grease.

PART NO.	DESCRIPTION
A138	Plastic Grease Gun with grease
A140	Plastic Grease Gun no grease



STARTER CORD

Nylon starter cord features a 16 carrier outer braid and a woven inner housing for strength. This unique outer braid resists fraying and wear on starter housings of power equipment. The nylon material is gasoline resistant.

PART NO.	SIZE
A6000	2.8mm
A6001	3.0mm
A6002	3.5mm
A6003	4.0mm
A6004	4.5mm
A6005	5.0mm
A6006	5.5mm
A6007	6.0mm





BAR NUTS

Extra strong hardened steel bar nuts to suit most popular chainsaws.

Sold in multiples of ten.

PART NO.	SIZE	WRENCH SIZE	SUITS
A591	8mm x 1.25mm flange	13mm	Husky/Echo
A594	10mm x 1mm	17mm	Dolamar
A589	10mm x 1.50mm	17mm	
A593	3/8x 16 UNC	5/8	Homelite
A592	3/8x 24 UNF	9/16	McCulloch
A588	8mm x 1.25mm	19mm	Stihl



SPARK PLUGS

Top quality spark plugs for the most popular brands of chainsaws, brushcutters, lawnmowers, and small tractors. Sold World Wide. Order in multiples of 50 or singular.

PART NO.	DESCRIPTION
A955	50 Pack CJ8Y
A956	50 Pack CJ8
A957	50 Pack DJ8
A958	50 Pack RCJ6Y
A955P	Blister pack single CJ8Y
A956P	Blister pack single CJ8
A957P	Blister pack single DJ8
A958P	Blister pack single RCJ6Y





GRENADÉ WEDGE

Part No. A207

Splitting wedge that is designed to maximize wood splitting.



SPLITTING WEDGE

PART NO.	DESCRIPTION
A205	2.5 kg steel splitting wedge
A206	1.5 kg steel splitting wedge



WEDGES

High quality plastic felling wedges, with built in cleat designed to hold wedge securely in tree and prevent slipping. Strong, durable and lightweight, they are available in 5 sizes: 6", 8", 10", 12" and 8" building wedge.

PART NO.	SIZE
A200	6" Plastic Wedge
A201	8" Plastic Wedge
A202	10" Plastic Wedge
A203	12" Plastic Wedge
A201-B	8" Building Wedge Each wedge joins together & builds so increases leverage)





MOTOR SERVICE KIT

Part No. A1501

Contains All You Need to Keep Your Lawn Mower's Motor in Running Order

This engine service kit comprises a suction pump, a filling funnel and an oil collecting basin - all you need to remove and replace the oil from a four stroke engine on any make of lawn mower.



GUIDE BAR MOUNT SPACERS

Very handy product to assist fitting different bars to different saws.

PART NO.	DESCRIPTION
BS12.3-9.5	12.3mm OD x 9.5mm ID
BS14-10	14mm OD - 10mm ID
BS14-12.3	14mm OD - 12.3mm ID
BS9.5-8.0	9.5mm OD - 8.0mm ID

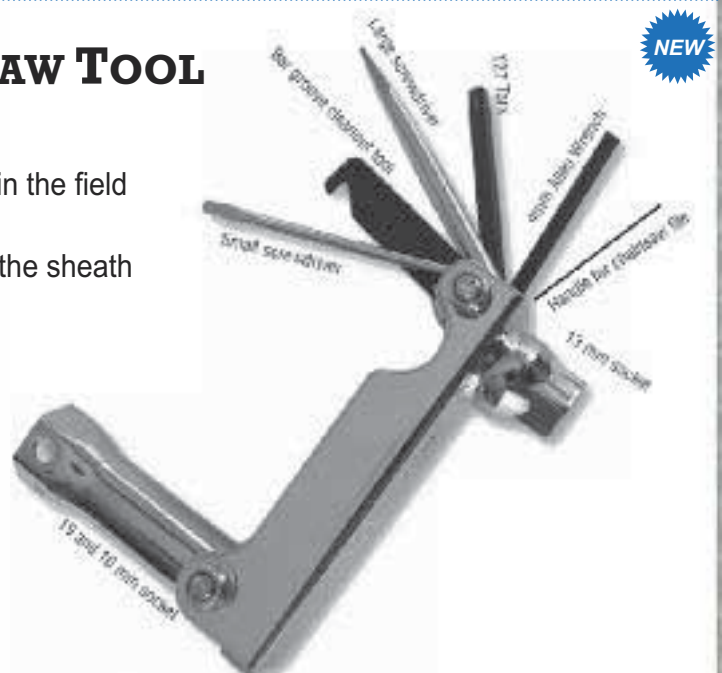


TOP SAW CHAINSAW TOOL

Part No. A354

Work on any brand chainsaw in the field with this compact hand tool.

Easily fits in your pocket or in the sheath (included).





BAR & CHAIN COMBINATION'S
3/8" LP Chain Minimax Bar

PART NO.	DESCRIPTION
A260	12" M, A118, 44DLC - McCulloch
A262	14" M, A118, 49DLC - McCulloch
A264	16" M, A118, 54DLC - McCulloch
A272	18" M, A118, 60DLC - McCulloch
<hr/>	
A266	12" SW, A074, 44DLC - Stihl
A268	14" SW, A074, 50DLC - Stihl
A270	16" SW, A074, 55DLC - Stihl
<hr/>	
A267	12" PO, A041, 45DLC - Husky, Echo, etc.
A269	14" PO, A041, 52DLC - Husky, Echo, etc.
A271	16" PO, A041, 56DLC - Husky, Echo, etc.
A274	18" PO, A041, 68DLC - Husky, Echo, etc.



We can supply Bar & Chain Combinations up to 24" long with Minimax or Timbermax bars.
 Please specify bar part number.
 Private label is available.

CHAIN LOOPS
3/8" LP Chain Minimax Bar

PART NO.	DESCRIPTION
D-043-40DL	3/8lp x .043 40 DL
D-043-52DL	3/8lp x .043 52 DL
D-050-39DL	3/8lp x .050 39DL
D-050-40DL	3/8lp x .050 40DL
D-050-44DL	3/8lp x .050 44DL
D-050-45DL	3/8lp x .050 45DL
D-050-49DL	3/8lp x .050 49DL
D-050-50DL	3/8lp x .050 50DL
D-050-52DL	3/8lp x .050 52DL
D-050-53DL	3/8lp x .050 53DL



Clamshell blister packed. Plastic bags available.
 Private label is available.
 Different Drive Link Counts available on request:
 .325", 3/8" and 1/4" pitch



UNIVERSAL THROTTLE CABLE

Part No. A515

HEAVY DUTY

THROTTLE CABLE AND CONTROL

Reversible positive and negative action. Features L/H or R/H mount plastic throttle control with plastic coated coiled wired outer cable and solid inner wire.

63" outer

65" inner

Note: No "Z" bend is formed on inner wire. To allow for multiple fitment in workshop.



BAR RAIL DRESSER

The essential tool that allows you to easily and quickly maintain your chainsaw's guide bar, better than grinding. The two applications are: Chamfering the edges of the guide bar. Re-dress the rails at 90o deg. (same height on both sides)



PART NO.	DESCRIPTION
A080S	Complete
A080	Replacement File

AXES

Fiberglass handle, which is comfortable, lightweight and strong. Unique wedged design, forged head which increases splitting capabilities.

Other axes are available.

PART NO.	DESCRIPTION
A1502	24" Handle - 1kg
A1503	34" Handle - 2kg





LOG HORSE

Rockwood Log Horse - Fully portable and will change the way you cut logs forever. Has serrated edges to provide a stable non-slip area for support when cutting timber. Material is galvanized to protect against rust. Easy to assemble. Dimensions: 795mm x 800mm x 815mm

PART NO.	DESCRIPTION
A947	Standard
A946	With Chainsaw Holder



A947



A946

CHAINSAW CARRY BAG








PART NO.	DESCRIPTION
CSB1	Coloured Chainsaw Bag
CSB2	Deluxe Padded Chainsaw Bag





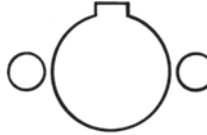
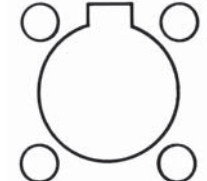



Archer 
 AUSTRALIA

Harvester Sprockets

-  .404" & 3/4" sprockets available to suit all machines direct from manufacturer.
-  Proven quality.
-  Precision investment casting.
-  Reversible for extra wear.
-  We can manufacture to your drawings or specifications. (Exclusivity allowed.)




Part No.	Bore
A10	A - Spline 
A11	
A12	
A13	
A14	
A15	
A16	
B9	BF - 20mm 
B10	
B11	
B12	
B13	
B14	
C10	CDE - 20mm 
C11	
C12	
C13	
C14	
C15	
C16	
C17	



3/4" Harvester Sprockets

Part No.	Suits	Teeth	Bore	Keyway
HR801	TIMBCO	9	1-1/4"	5/16"
HR802	TIMBERLINE	8	1-1/4"	5/16"
HR803	WARATAH	7		
HR804	RISLEY			
HR806	FEC			
HR807A	CTR	15		
HR808	WARATAH	9	30mm	8mm
HR810	FABTEK	9		
HR811	AFM 60, Huldins			
HR812	WARATAH	8	25mm	
HR813	LOGMATE	9	35mm	10mm
HR814	LOGMATE	8	35mm	10mm
HR815	UNICON	9	54mm	16mm
HR816	VALMET SHAFT 960, 965			
HR817	STIHL 15mm			
HR818	BELL	7		
HR819	WARATAH	10		
HR827	WARATAH	8	30mm	
HR820	LUCAS Shaft & Spline			
B HUB				
D12404	LUCAS SPKT			

NON GENUINE HONDA REPLACEMENT PARTS



PART NO.	DESCRIPTION	SUITS
HD0001	Fuel Cap Assy. (Plastic) - 17620-ZH7-023	GX160
HD0002	Fuel Cap Assy. (Steel) - 17620-ZH7-023	GX160
HD0005	Con-Rod Assy - 13200-ZE1-010	GX160
HD0006	Muffler Complete w/ heat shield - 18310-ZE1-010	GX160
HD0007	Inlet gasket - 16212-ZH8-800	GX160
HD0008	Starter recoil assy. - 28400-ZH8-013	GX160
HD0009	Starter recoil pulley - 28420-ZH8-013	GX160
HD0010	Starter recoil spring - 28442-ZH8-003	GX160
HD0011	Starter handle - 28461-ZH8-003	GX160
HD0012	Pull rod - 16555-ZE1-000	GX160
HD0013	Flywheel fan - 19511-ZE1-000	GX160
HD0014	Flywheel - 31100-ZE1-821	GX160
HD0015	Spark plug cap - 30700-ZE1-000	GX160
HD0017	Ignition coil - 30500-ZE1-033	GX160
HD0018	Air filter housing nut - 90203-PB2-000	GX160
HD0022	Crankcase - 12000-ZF1-020	GX160
HD0023	Crankcase cover - 11300-ZE1-010	GX160
HD0024	Crankcase gasket - 11381-ZH8-801	GX160
HD0025	Oil dipstick - 17230-ZE1-820	GX160
HD0026	Cylinder head cover assy. - 12310-ZE1-020	GX160
HD0027	Cylinder head cover assy gasket - 12391-ZE1-000	GX160
HD0028	Cylinder head gasket - 12251-ZF1-800	GX160
HD0029	Piston ring set - 13010-ZF1-023	GX160
HD0030	Piston circlip - 90551-ZE1-000	GX160
HD0031	Piston - 13101-ZH8-010	GX160
HD0032	Piston pin - 13111-ZE1-000	GX160
HD0035	Rocker valve - 14431-ZE1-000	GX160
HD0036	Pusher guide - 14791-ZE1-000	GX160
HD0039	Exhaust valve - 14721-ZF1-000	GX160
HD0040	Inlet valve - 14711-ZF1-000	GX160
HD0042	Carburettor Pack - 16221-ZH8-801	GX160
HD0043	Carburettor gasket - 16220-ZE1-020	GX160
HD0044	Governor assy - 16510-ZE1-000	GX160
HD0045	Valve spring - 14751-ZF1-000	GX160
HD0046	Retainer spring inlet valve - 14711-ZE1-000	GX160
HD0047	Retainer spring exhaust valve - 14773-ZE1-812	GX160
HD0048	Camshaft assy - 14100-ZE1-812	GX160
HD0050	Carburettor insulator - 16211-ZE1-000	GX160
HD0051	Carburettor assy - 16100-ZH8-812	GX160
HD0052	Muffler gasket - 18381-ZH8-800	GX160
HD0053	Throttle control assy - 16500-ZH8-810	GX160
HD0054	Governor spring - 16561-ZE1-020	GX160
HD0055	Throttle return spring - 16562-ZE1-020	GX160
HD0056	FUEL TANK - 17510-ZE1-020	GX160
HD0057	ON/OFF SWITCH - GX160 36100-ZE1-015	GX160
HD0060	GASKET SET - HONDA GX120 & GX130 061A1-ZH7-010	GX120
HD0062	GASKET SET - HONDA GX160 061A1-ZH8-020	GX160
HD0063	GASKET SET - HONDA GX270 061A1-ZH9-000	GX270
HD0064	GASKET SET - HONDA GX340	GX340
HD0065	GASKET SET - HONDA GX390 061A1-ZF6-R81	GX390
HD0069	STARTER CUP - GX160 (NEW MODEL)	GX160
HD0100	INLET VALVE GUIDE - 12204-ZE1-306	GXV160
HD0101	EXHAUST VALVE GUIDE - 12205-ZE1-315	GXV160
HD0102	CYLINDER HEAD - 12200-ZE7-010	GXV160
HD0103	CYLINDER HEAD GASKET - 12251-ZE7-000	GXV160

HD0104	CYLINDER HEAD COVER GASKET - 12391-ZE7-M10	GXV160
HD0105	OIL DIPSTICK - 15620-ZE6-810	GXV160
HD0106	OIL DIPSTICK EXTENSION - 15630-ZE6-810	GXV160
HD0107	GOVERNOR ASSEMBLY - 16510-ZE6-000	GXV160
HD0108	DRIVE SHAFT - 23411-ZE7-000	GXV160
HD0109	PISTON RING SET - 13010-ZL0-003	GXV160
HD0110	PISTON - 13101-ZH8-010	GXV160
HD0111	PISTON PIN - 13111-ZIT-000	GXV160
HD0112	CONNECTING ROD - 13200-ZIV-000	GXV160
HD0113	PISTON CIRCLIP - 90551-ZE1-000	GXV160
HD0114	CAMSHAFT ASSEMBLY - 14100-ZE7-000	GXV160
HD0115	PUSH ROD - 14410-ZE1-010	GXV160
HD0116	ROCKER ARM - 14431-ZE1-000	GXV160
HD0117	LIFTER VALVE - 14441-ZE1-010	GXV160
HD0118	INLET VALVE - 14711-ZF1-000	GXV160
HD0119	EXHAUST VALVE - 14721-ZE7-000	GXV160
HD0120	VALVE SPRING - 14751-ZE1-000	GXV160
HD0121	VALVE SPRING RETAINER - 14771-ZE1-000	GXV160
HD0122	CARBURETTOR ASSEMBLY - 16100-ZIV-003	GXV160
HD0123	FUEL CAP ASSEMBLY - 17620-ZL8-013	GXV160
HD0124	FLYWHEEL FAN - 19511-ZIT-000	GXV160
HD0125	FLYWHEEL - 31110-ZIV-003	GXV160
HD0126	GOVERNOR ROD - 16555-ZE7-000	GXV160
HD0127	GOVERNOR SPRING - 16561-ZE7-020	GXV160
HD0128	THROTTLE RETURN SPRING - 16562-ZE6-000	GXV160
HD0129	GXV160 Starter Assy - 28400-ZE7-V11	GXV160
HD0202	CONNECTING ROD - GX240, GX270	GX240, GX270
HD0203	CONNECTING ROD - GX340, GX390	GX340, GX390
HD0204	PISTON RING SET - GX270	GX270
HD0205	PISTON RING SET - GX390	GX390
HD0206	PISTON - GX270	GX270
HD0207	PISTON - GX390	GX390
HD0208	PISTON PIN - GX270	GX270
HD0209	PISTON PIN - GX390	GX390
HD0210	CRANKCASE GASKET - GX240, GX270	GX240, GX270
HD0211	CRANKCASE GASKET - GX340, GX390	GX340, GX390
HD0212	OIL DIPSTICK - GX240, GX270, GX340, GX390	GX240, GX270
HD0213	CYLINDER HEAD COVER ASSEMBLY GASKET - GX240/270/340/390	GX240, GX270
HD0214	CYLINDER HEAD GASKET - GX270	GX270
HD0215	CYLINDER HEAD GASKET - GX390	GX390
HD0216	MUFFLER & HEAT SHIELD - GX240, GX270	GX240, GX270
HD0217	MUFFLER & HEAT SHIELD - GX340, GX390	GX340, GX390
HD0219	CARBURETTOR ASSEMBLY - GX270	GX270
HD0220	CARBURETTOR ASSEMBLY - GX390	GX390
HD0221	THROTTLE CONTROL ASSEMBLY - GX270	GX270
HD0222	THROTTLE CONTROL - GX390	GX390
HD0223	GOVERNOR SPRING - GX270	GX270
HD0224	GOVERNOR SPRING - GX390	GX390
HD0225	THROTTLE RETURN SPRING - GX240/270/340/390	GX240, GX270
HD0227	IGNITION COIL GX240, GX340, GX390- 30500-ZF6-W02	GX340, GX390
HD0229	STARTER RECOIL ASSEMBLY - GX240, GX270	GX240, GX270
HD0230	STARTER RECOIL ASSEMBLY - GX340, GX390	GX340, GX390
HD0231	STARTER RECOIL SPRING - GX240/270/340/390	GX240, GX270
HD0233	STARTER HANDLE - GX240/270/340/390	GX340, GX390
HD0235	CARBURETTOR ASSEMBLY - GX240	GX240
HD0236	ROCKER ARM - GX390 - 14431-ZE2-000	GX390

HD0237	PISTON RING - GX240 - 13010-ZE2-003	GX240
HD0238	EXHUST VALVE - GX390 - 14721-ZE3-000	GX390
HD0239	INLET VALVE - GX390 - 14711-ZE3-000	GX390
HD0242	CARBURETTOR FOR HONDA GX200 - 16100-ZL0-000	GX200
HD0243	CARBURETTOR FOR HONDA GX340 - 16100-ZE3-814	GX340
HD0245	CARBURETTOR ASSEMBLY - GX120 - 16100-ZH7-800	GX120
HD0256	CON ROD - HONDA GX110, GX120	GX120
HD0260	HEAD GAKSET - GX200 12251-ZLO-003	GX200
HD0261	OIL ALERT SWITCH - GX200 15510-ZE1-033	GX200
HD0262	OIL ALERT UNIT- GX200 34150-ZH7-003	GX200
HD0263	OIL FILLER CAP - GX200 15620-ZK7-800	GX200
HD0264	OIL SEAL - GX200 91202-883-005	GX200
HD0265	RATCHET - GX200 28422-ZH8-003	GX200
HD0266	PISTON - GX200 13101-ZLO-010	GX200
HD0267	PISTON RING SET - GX200 13011-ZLO-003	GX200
HD0268	VALVE STEM SEAL - GX200 12209-ZH8-003	GX200
HD0269	MUFFLER - GX200 18310-ZLO-000	GX200
HD0270	FUEL FILTER - GX200 17672-ZL2-W01	GX200
HD0271	FUEL TANK JOINT - GX200 16955-ZE1-000	GX200
HD0272	GOVERNOR SPRING - GX200 16561-ZLO-000	GX200
HD0273	GASKET SET - GX200 06111-ZLO-000	GX200
HD0274	ELBOW PACKING - GX200 16271-ZE1-000	GX200
HD0275	AIR CLEANER COVER - GX200 17230-ZE1-820	GX200
HD0276	AIR CLEANER GROMMET - GX200 17232-891-000	GX200
HD0277	SILENCER NOSE - GX200 17235-ZE1-831	GX200
HD0278	AIR CLEANER COLLAR - GX200 17238-ZE7-010	GX200
HD0279	AIR CLEANER COLLAR B - GX200 17239-ZE1-000	GX200
HD0280	AIR BOX ASSY - GX200 17410-ZE1-020	GX200
HD0281	FLANGE NUT - GX200 94050-06000	GX200
HD0282	FLANGE BOLT - GX200 95701-06020-00	GX200
HD0283	REDUCTION CASE - GX200 - 21510-883-621	GX200
HD0284	REDUCTION CASE PACKING - GX200 - 21591-ZH8-620	GX200
HD0285	REDUCTION COVER - GX200 - 21610-822-611	GX200
HD0286	REDUCTION COVER PACKING - GX200 - 21691-ZH8-800	GX200
HD0287	CLUTCH CENTRE - GX200 - 22121-883-620	GX200
HD0288	CLUTCH FRICTION DISK - GX200 - 22201-822-610	GX200
HD0289	CLUTCH PLATE - GX200 - 22311-822-610	GX200
HD0290	CLUTCH PRESSURE PLATE COMPLETE - GX200 - 22350-822-610	GX200
HD0291	CLUTCH FREE SPRING - GX200 - 22411-822-611	GX200
HD0292	CLUTCH SPRING HOLDER - GX200 - 22421-822-610	GX200
HD0293	CLUTCH WEIGHT - GX200 - 22521-822-610	GX200
HD0294	CLUTCH WEIGHT HOLDER - GX200 - 22531-883-620	GX200
HD0295	CLUTCH WEIGHT CENTRE - GX200 - 22535-822-610	GX200
HD0296	DRIVE SPROCKET COMPLETE - GX200 - 23120-883-620	GX200
HD0297	DRIVE CHAIN (RK428SH-36LE) - GX200 - 23161-822-611	GX200
HD0298	PTO SHAFT COMPLETE (28T) - GX200 - 23711-822-610	GX200
HD0299	OIL LEVEL GAUGE - GX200 - 25651-883-621	GX200
HD0300	20MM THRUST WASHER - GX200 - 90403-883-620	GX200
HD0301	5MM KEY - GX200 - 90741-883-621	GX200
HD0302	KEY, 7x7x33 - GX200 - 90741-889-810	GX200
HD0303	OIL SEAL (PJ30507) - GX200 - 91202-805-610	GX200
HD0304	O-RING, 26x2.7 - GX200 - 91301-805-000	GX200
HD0305	HEX. BOLT 8x35 - GX200 - 92101-08035-0A	GX200
HD0306	12MM DRAIN PLUG BOLT - GX200 - 92800-12000	GX200
HD0307	12MM DRAIN PLUG WASHER - GX200 - 94109-12000	GX200
HD0308	DOWEL PIN, 8x10 - GX200 - 94301-08100	GX200

HD0309	FLANGE BOLT, 6x55 - GX200 - 95701-06055-00	GX200
HD0310	FLANGE BOLT, 8x22 - GX200 - 95701-08022-00	GX200
HD0311	RADIAL BALL BEARING, 6205 - GX200 - 96100-62050-00	GX200
HD0312	RADIAL BALL BEARING, 6206 - GX200 - 96100-62060-00	GX200
HD0313	AIR FILTER BOX - SUITS HONDA	